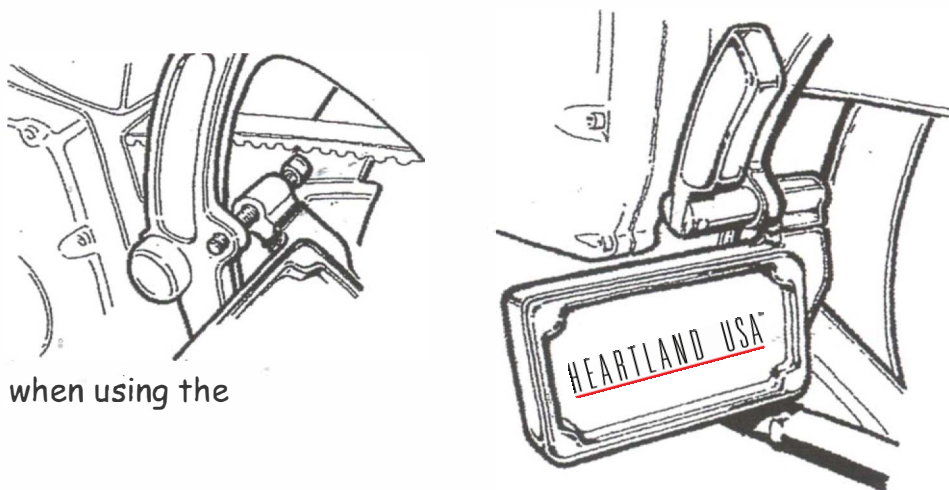


INSTALLATION INSTRUCTIONS

HEARTLAND'S FOLDING LICENSE PLATE HOLDER.

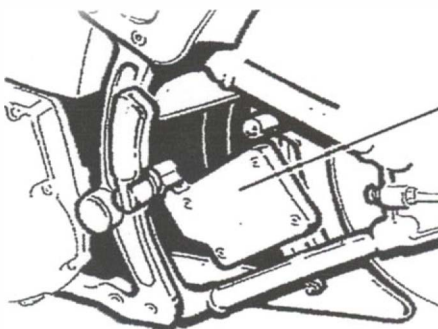
ALL HD SOFTTAILS™ 1984 THROUGH '99, 2000 AND NEWER.
Includes FXCW and FXCW C HD® Rocker® and Breakout®

- The Heartland USA's Side mounted plate holder mounts to the inside of the frame at the Passenger peg.
- The Plate holder can be mounted with the stock pegs or with the Heartland Curved Foot Rests.
- 1984 - 1999 uses a 1/2" bolt from the inside of the Plate Holder - Stock or HL pegs
- 2000 Plus uses a 3/8" bolt from the inside of the Plate Holder with HL pegs
- When using the 2000 plus stock feet pegs the 3/8" Allen bolt mounts from the outside thou the clevis



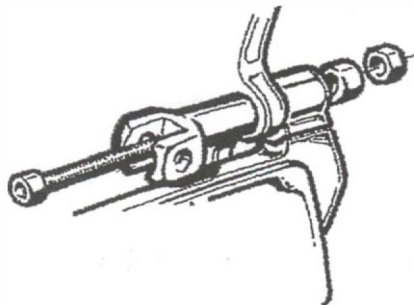
- Side mount Plate Holder when using the HL passenger pegs.

- To set proper angle, Fold in plate and make sure the bottom edge is parallel with the lower swing arm.



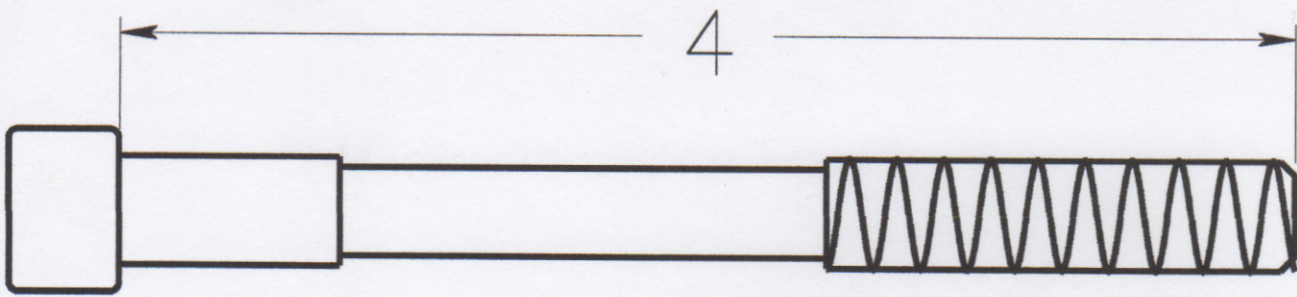
Set Angle Parallel
To Swing Arm Tube

- 2000 Plus Softtails and Rockers, Side mount Plate Holder when using the stock HD passenger pegs. Allen bolt enters thou the clevis



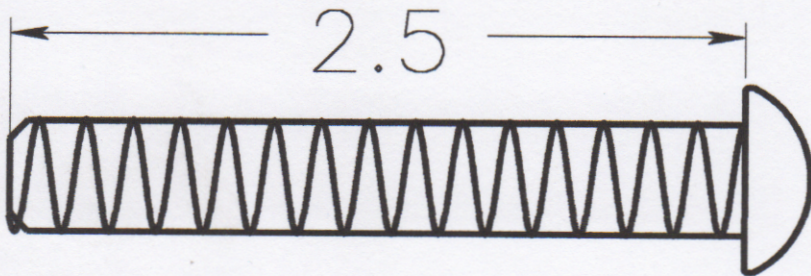
HL
USA
HEARTLAND

2466 E. Fender Ave. Suite B
Fullerton CA. 92831
Ph. 310-822-2697 Fax 310-634-1271
www.heartlandbiker.com
info@heartlandbiker.com



3/8 - 16 x 4" S/S Lic plate bolt

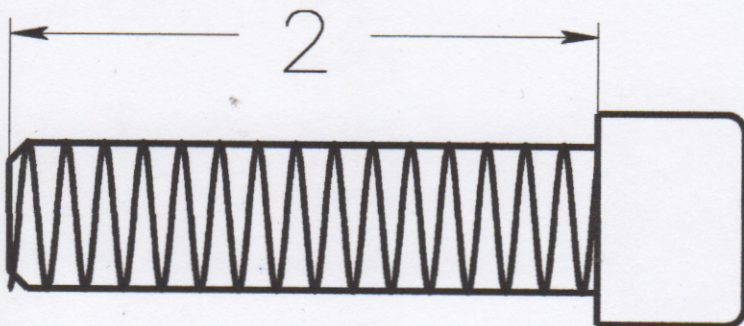
Stock foot pegs / Side mount plate holder (2000 - present)



3/8 - 16 x 2 1/2 S/S botton head/ lic plate bolt

HL foot pegs / Side mount plate holder (2000 - present)

Acorn nut if not running foot pegs



1/2 - 13 x 2" S/S lic palte bolt

H/L Foot pegs / Side mount plate holder (86 - 99)

HEARTLAND USA