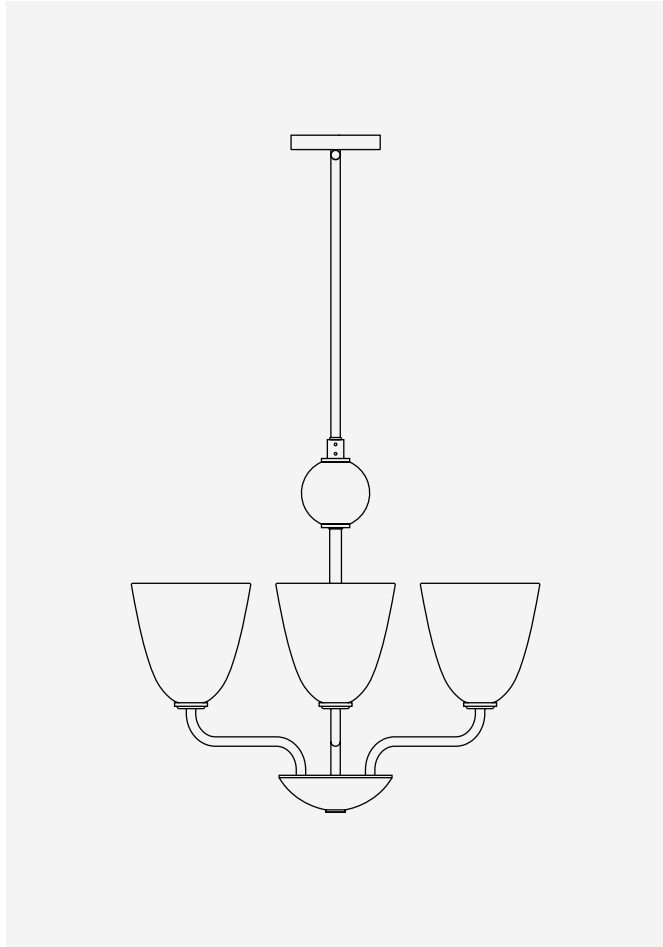


LOLA CHANDELIER





DESCRIPTION

Inspired to take tradition to the next level, the Lola Chandelier was created knowing the power that beautiful lighting holds in elevating your space. Available in a Three Arm, Five Arm or Petite 24" Diameter design. The Lola has graceful brass arms and tall ceramic shades, curving up from a matching ceramic cluster dish. The depth of the wood ball detail anchors the soft lines of the chandelier.

SPECIFICATIONS

CERAMIC SHADE

-  Cream
-  Dove
-  Robins Egg

METAL

-  Antique Brass
-  Satin Brass

WOOD

-  Black Walnut
-  Clear Maple

LEATHER

-  Tan

MATERIALS Stoneware ceramic, leather, antique brass, satin brass, black walnut and clear maple.

MOUNT Universal Mount

LAMPING 3 x E12 Lamp Base. 120VAC (Petite)
3 x E12 Lamp Base. 120VAC (Three Arm)
5 x E12 Lamp Base. 120VAV (Five Arm)

BULB To ensure lifelong performance we recommend the use of LED bulbs under 40 watts.

CERTIFICATION UL Listed.

PRODUCT WEIGHT 10.5 lbs (3-Arm), 19 lbs (5-Arm)

NOTES

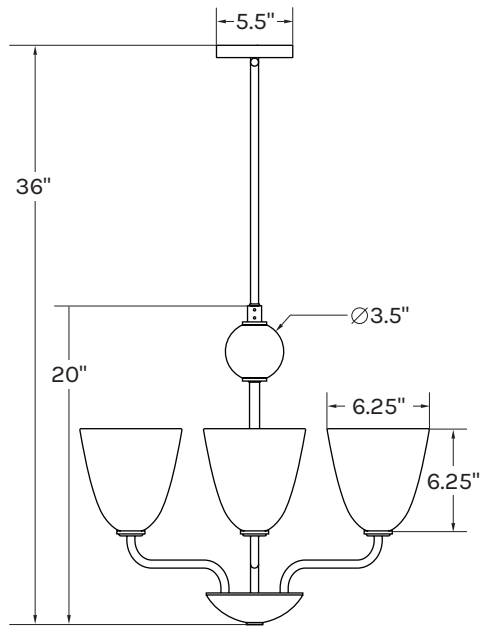
1. Dimming compatible.
2. Dry location rated.
3. This item is made-to-order with a 18 - 20 week production lead time prior to shipping.
4. Finish samples available upon request.

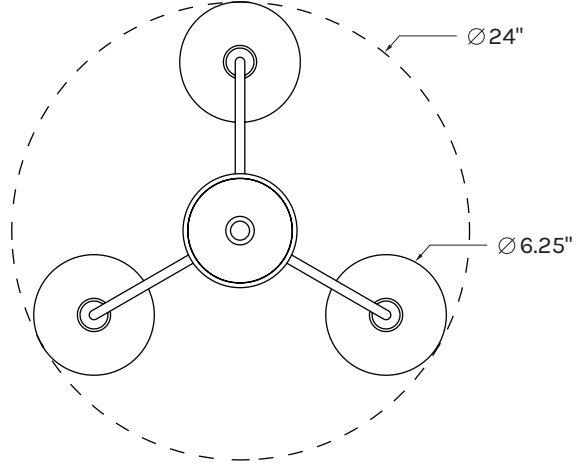
CARE

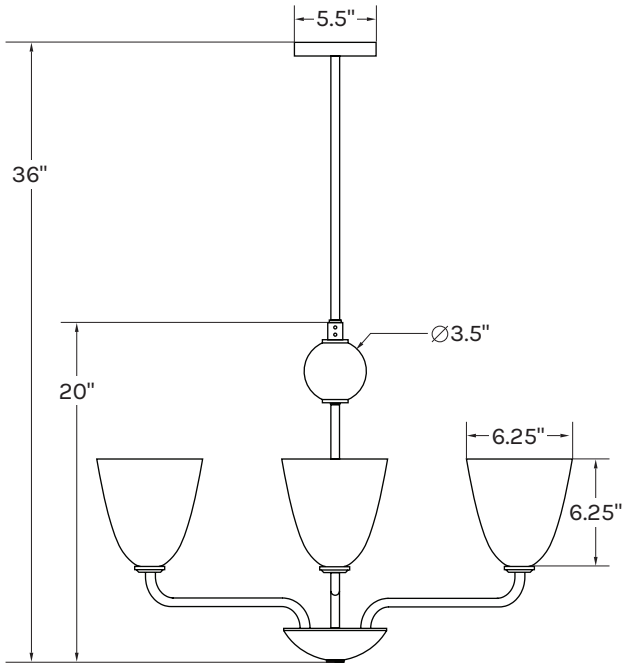
We recommend using a microfiber dust cloth to care for ceramic fixtures. Kindly avoid additional cleaners and products.

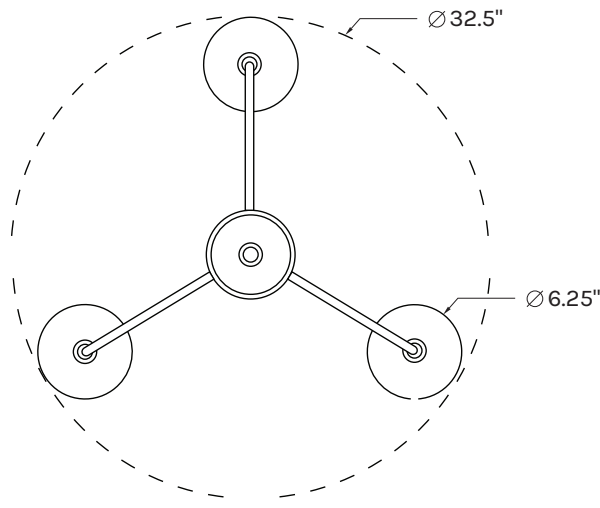
Please care for the brass pieces with a soft cloth, and avoid using any abrasive cleaners or products.

Natural patina process is quickened by touch and exposure. Gloves are recommended for installation.

DIMENSIONS	ISOMETRIC
<p>Drop: 36" H (Standard) 36" H (Maximum) 20" H (Minimal) Please inquire for drops longer than 36"</p> <p>DIA: 24"</p> <p>Shade: 6.25" H x 6.25" DIA</p> <p>Canopy: 5" DIA</p> <p>Wood Orb: 3.5" DIA (Cluster dish to ball: 20" H)</p> <p>Cluster Dish: 6" DIA x 2" H</p> <p>Stem: 0.5" Thick</p>	 <p>The isometric drawing shows the chandelier from a three-quarter perspective. It features a 5.5" wide canopy at the top, a 36" long stem, a 3.5" diameter wood orb, and three 6.25" diameter shades. The distance from the wood orb to the top of the shades is 20". The stem is 0.5" thick.</p>

DIMENSIONS	UNDERSIDE
<p>Drop: 36" H (Standard) 36" H (Maximum) 20" H (Minimal) Please inquire for drops longer than 36"</p> <p>DIA: 24"</p> <p>Shade: 6.25" H x 6.25" DIA</p> <p>Canopy: 5" DIA</p> <p>Wood Orb: 3.5" DIA (Cluster dish to ball: 20" H)</p> <p>Cluster Dish: 6" DIA x 2" H</p> <p>Stem: 0.5" Thick</p>	 <p>The underside view shows the circular arrangement of the chandelier. The overall diameter is 24". The central wood orb has a diameter of 3.5". The three shades are arranged in a circle with a diameter of 6.25". The stem is 0.5" thick.</p>

DIMENSIONS	ISOMETRIC
<p>Drop: 36" H (Standard) 36" H (Maximum) 20" H (Minimal) Please inquire for drops longer than 36"</p> <p>DIA: 32.5" DIA</p> <p>Shade: 6.25" H x 6.25" DIA</p> <p>Canopy: 5" DIA</p> <p>Wooden Orb: 3.5" DIA (Cluster dish to ball: 20" H)</p> <p>Cluster Dish: 6" DIA x 2" H</p> <p>Stem: 0.5" Thick</p>	 <p>The isometric drawing shows a three-arm chandelier. At the top is a canopy with a diameter of 5.5 inches. A stem of 0.5 inches thickness extends downwards. A wooden orb with a diameter of 3.5 inches is positioned 20 inches below the canopy. Three arms branch out from the orb, each ending in a cluster dish that is 6.25 inches high and 6.25 inches in diameter. The total height from the canopy to the bottom of the cluster dishes is 36 inches.</p>

DIMENSIONS	UNDERSIDE
<p>Drop: 36" H (Standard) 36" H (Maximum) 20" H (Minimal) Please inquire for drops longer than 36"</p> <p>DIA: 32.5" DIA</p> <p>Shade: 6.25" H x 6.25" DIA</p> <p>Canopy: 5" DIA</p> <p>Wooden Orb: 3.5" DIA (Cluster dish to ball: 20" H)</p> <p>Cluster Dish: 6" DIA x 2" H</p> <p>Stem: 0.5" Thick</p>	 <p>The underside view shows the circular arrangement of the chandelier. A dashed circle indicates the overall diameter of 32.5 inches. The central wooden orb has a diameter of 3.5 inches. Three arms extend from the orb to the cluster dishes, which are 6.25 inches in diameter. The stem is 0.5 inches thick.</p>

DIMENSIONS	ISOMETRIC
<p>Drop: 36" H (Standard) 36" H (Maximum) 20" H (Minimal) Please inquire for drops longer than 36"</p> <p>DIA: 42.5" DIA</p> <p>Shade: 6.25" H x 6.25" DIA</p> <p>Canopy: 5" DIA</p> <p>Wooden Orb: 3.5" DIA (Cluster dish to orb: 20" H)</p> <p>Cluster Dish: 6" DIA x 2" H</p> <p>Stem: 0.5" Thick</p>	<p>The isometric drawing shows a five-arm chandelier. At the top is a canopy with a width of 5.5 inches. A main stem extends downwards for a total height of 36 inches. At the end of the stem is a wooden orb with a diameter of 3.5 inches. Below the orb is a cluster dish that is 20 inches high. Five arms extend from the center of the cluster dish, each ending in a shade. Each shade is 6.25 inches high and 6.25 inches in diameter. The main stem is 0.5 inches thick.</p>

DIMENSIONS	UNDERSIDE
<p>Drop: 36" H (Standard) 36" H (Maximum) 20" H (Minimal) Please inquire for drops longer than 36"</p> <p>DIA: 42.5" DIA</p> <p>Shade: 6.25" H x 6.25" DIA</p> <p>Canopy: 5" DIA</p> <p>Wooden Orb: 3.5" DIA (Cluster dish to orb: 20" H)</p> <p>Cluster Dish: 6" DIA x 2" H</p> <p>Stem: 0.5" Thick</p>	<p>The underside view shows a central hub with a diameter of 42.5 inches. Five arms extend from the hub to the shades, which are arranged in a circle with a diameter of 6.25 inches. The main stem is 0.5 inches thick.</p>