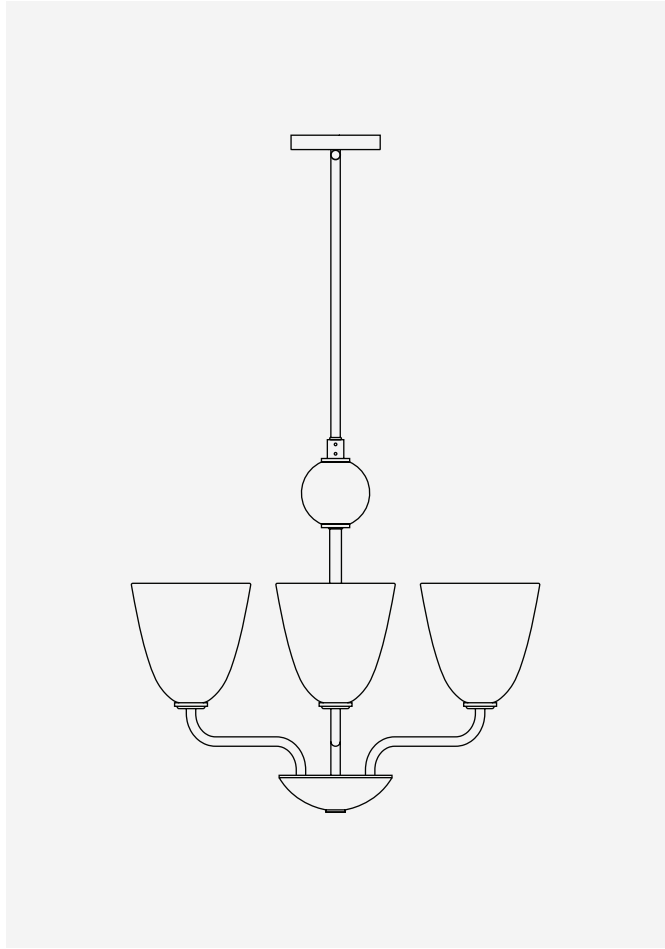


LOLA CHANDELIER








DESCRIPTION

Inspired to take tradition to the next level, the Lola Chandelier was created knowing the power that beautiful lighting holds in elevating your space. Available in a Three Arm, Five Arm or Petite 24" Diameter design. The Lola has graceful brass arms and tall ceramic shades, curving up from a matching ceramic cluster dish. The depth of the wood ball detail anchors the soft lines of the chandelier.

SPECIFICATIONS

CERAMIC SHADE

-  Cream
-  Dove
-  Robins Egg

METAL

-  Antique Brass
-  Satin Brass

WOOD

-  Black Walnut
-  Clear Maple

LEATHER

-  Tan

MATERIALS Stoneware ceramic, leather, antique brass, satin brass, black walnut and clear maple.

MOUNT Universal Mount

LAMPING 3 x E12 Lamp Base. 120VAC (Petite)
3 x E12 Lamp Base. 120VAC (Three Arm)
5 x E12 Lamp Base. 120VAV (Five Arm)

BULB To ensure lifelong performance we recommend the use of LED bulbs under 40 watts.

CERTIFICATION UL Listed.

PRODUCT WEIGHT 10.5 lbs (3-Arm), 19 lbs (5-Arm)

NOTES

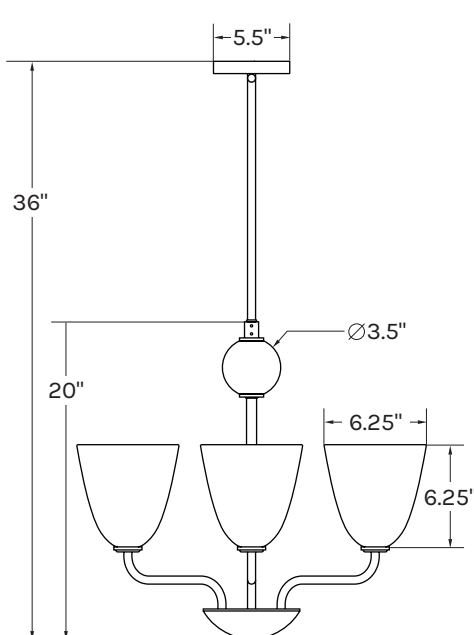
1. Dimming compatible.
2. Dry location rated.
3. This item is made-to-order with a 18 - 20 week production lead time prior to shipping.
4. Finish samples available upon request.

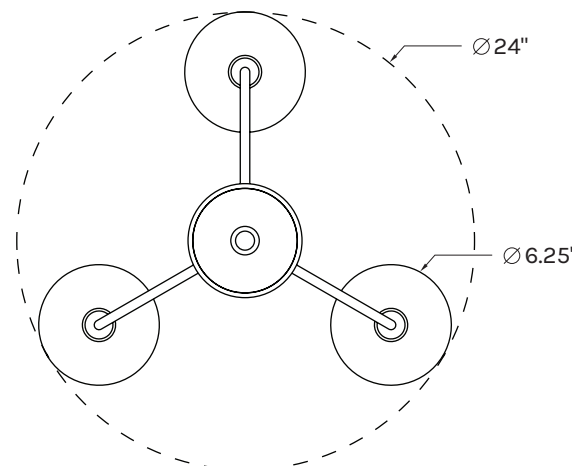
CARE

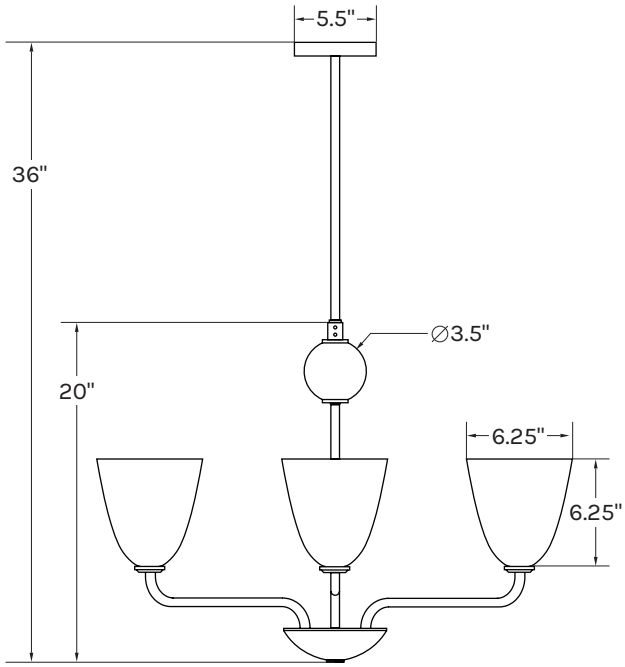
We recommend using a microfiber dust cloth to care for ceramic fixtures. Kindly avoid additional cleaners and products.

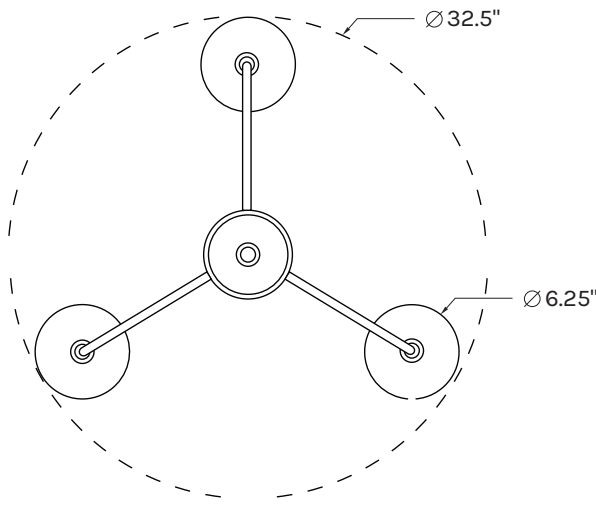
Please care for the brass pieces with a soft cloth, and avoid using any abrasive cleaners or products.

Natural patina process is quickened by touch and exposure. Gloves are recommended for installation.

DIMENSIONS	ISOMETRIC
<p>Drop: 36" H (Standard) 36" H (Maximum) 21" H (Minimum) Please inquire for drops longer than 36"</p> <p>DIA: 24"</p> <p>Shade: 6.25" H x 6.25" DIA</p> <p>Canopy: 5" DIA</p> <p>Wood Orb: 3.5" DIA (Cluster dish to ball: 20" H)</p> <p>Cluster Dish: 6" DIA x 2" H</p> <p>Stem: 0.5" Thick</p>	

DIMENSIONS	UNDERSIDE
<p>Drop: 36" H (Standard) 36" H (Maximum) 21" H (Minimum) Please inquire for drops longer than 36"</p> <p>DIA: 24"</p> <p>Shade: 6.25" H x 6.25" DIA</p> <p>Canopy: 5" DIA</p> <p>Wood Orb: 3.5" DIA (Cluster dish to ball: 20" H)</p> <p>Cluster Dish: 6" DIA x 2" H</p> <p>Stem: 0.5" Thick</p>	

DIMENSIONS	ISOMETRIC
<p>Drop: 36" H (Standard) 36" H (Maximum) 21" H (Minimum) Please inquire for drops longer than 36"</p> <p>DIA: 32.5" DIA</p> <p>Shade: 6.25" H x 6.25" DIA</p> <p>Canopy: 5" DIA</p> <p>Wooden Orb: 3.5" DIA (Cluster dish to ball: 20" H)</p> <p>Cluster Dish: 6" DIA x 2" H</p> <p>Stem: 0.5" Thick</p>	 <p>The isometric drawing shows a three-arm chandelier. At the top is a canopy with a diameter of 5.5 inches. A stem of 0.5 inches thickness extends downwards. A wooden orb with a diameter of 3.5 inches is positioned 20 inches below the canopy. Three arms branch out from the orb, each ending in a cluster dish that is 6 inches in diameter and 2 inches high. The distance from the top of the wooden orb to the top of the cluster dishes is 20 inches. The overall height from the canopy to the top of the cluster dishes is 36 inches. Each cluster dish has a diameter of 6.25 inches and a height of 6.25 inches.</p>

DIMENSIONS	UNDERSIDE
<p>Drop: 36" H (Standard) 36" H (Maximum) 21" H (Minimum) Please inquire for drops longer than 36"</p> <p>DIA: 32.5" DIA</p> <p>Shade: 6.25" H x 6.25" DIA</p> <p>Canopy: 5" DIA</p> <p>Wooden Orb: 3.5" DIA (Cluster dish to ball: 20" H)</p> <p>Cluster Dish: 6" DIA x 2" H</p> <p>Stem: 0.5" Thick</p>	 <p>The underside view shows the circular arrangement of the chandelier. A dashed circle indicates the overall diameter of 32.5 inches. The central wooden orb has a diameter of 3.5 inches. Three arms extend from the orb to the cluster dishes, which are arranged in a triangular pattern. Each cluster dish has a diameter of 6.25 inches.</p>

DIMENSIONS	ISOMETRIC
<p>Drop: 36" H (Standard) 36" H (Maximum) 21" H (Minimum) Please inquire for drops longer than 36"</p> <p>DIA: 42.5" DIA</p> <p>Shade: 6.25" H x 6.25" DIA</p> <p>Canopy: 5" DIA</p> <p>Wooden Orb: 3.5" DIA (Clister dish to orb: 20" H)</p> <p>Cluster Dish: 6" DIA x 2" H</p> <p>Stem: 0.5" Thick</p>	<p>The isometric drawing shows a five-arm chandelier. At the top is a canopy with a width of 5.5 inches. A main stem of 36 inches in height extends downwards to a wooden orb with a diameter of 3.5 inches. Below the orb is a cluster dish that is 20 inches high. Five arms extend from the center, each ending in a shade that is 6.25 inches high and 6.25 inches in diameter. The entire fixture is supported by a stem that is 0.5 inches thick.</p>

DIMENSIONS	UNDERSIDE
<p>Drop: 36" H (Standard) 36" H (Maximum) 21" H (Minimum) Please inquire for drops longer than 36"</p> <p>DIA: 42.5" DIA</p> <p>Shade: 6.25" H x 6.25" DIA</p> <p>Canopy: 5" DIA</p> <p>Wooden Orb: 3.5" DIA (Clister dish to orb: 20" H)</p> <p>Cluster Dish: 6" DIA x 2" H</p> <p>Stem: 0.5" Thick</p>	<p>The underside view shows a circular arrangement of five arms. The overall diameter of the chandelier is 42.5 inches. Each of the five arms is 6.25 inches in diameter. The central hub where the arms meet is also 6.25 inches in diameter. The drawing uses a dashed circle to indicate the overall diameter.</p>