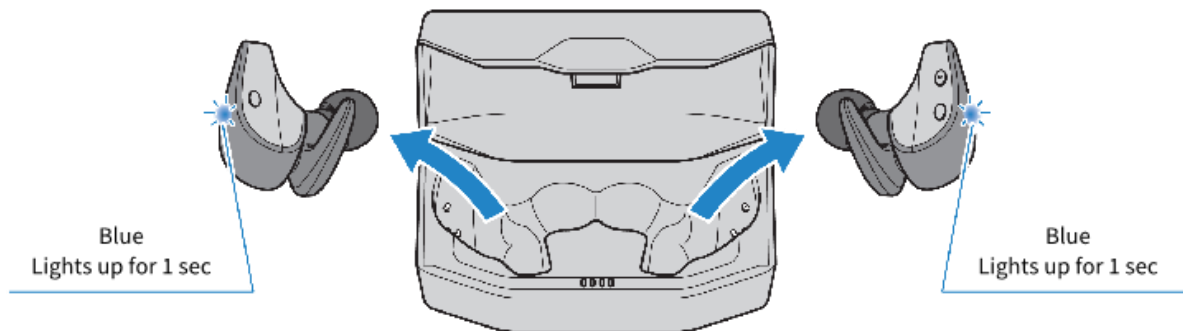


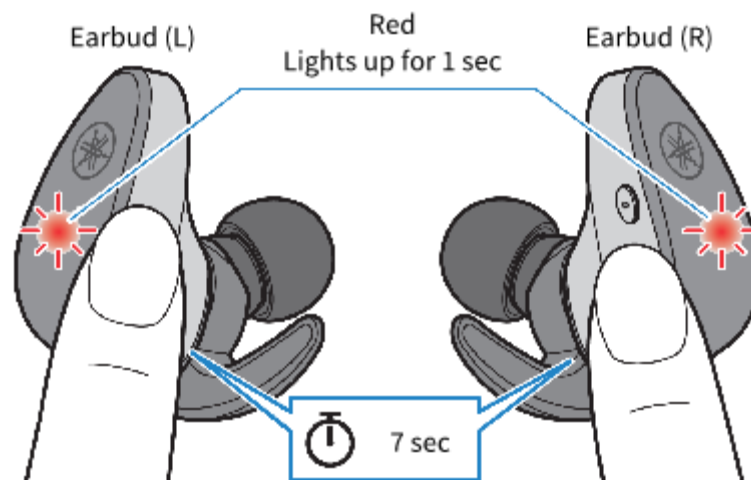
## Initializing (performing a factory reset)

This will restore all of the earbud settings to their factory defaults. The information for devices registered (paired) will be deleted.

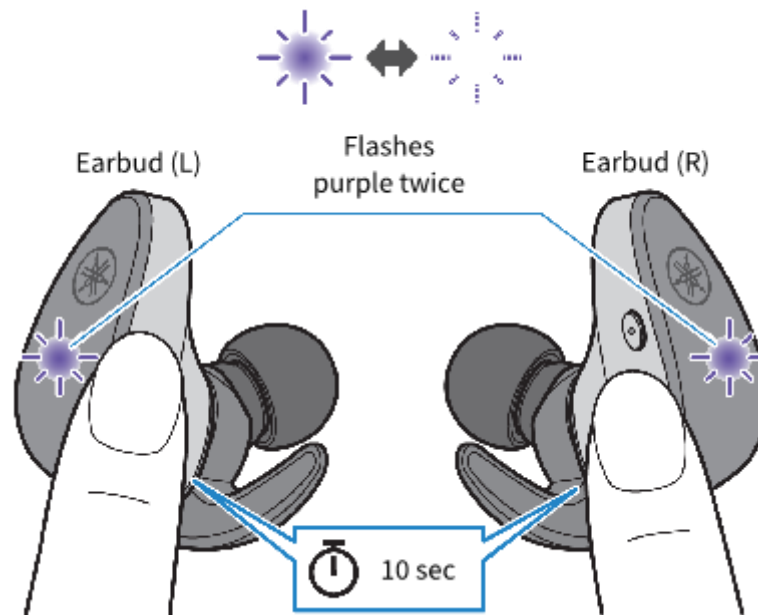
- 1: Remove earbuds (L) and (R) from the charging case. The indicators light up blue for one second.



- 2: Hold down the function key and the - (minus) key for about seven seconds to turn the power off. Make sure that the indicator lights up as shown below.



- 3: After the power turns off, hold down the function key and the – (minus) key for 10 seconds. Make sure that the indicator lights up as shown below.



- 4: Place earbuds (L) and (R) in the charging case. The earbuds are now initialized (factory reset).