


HOW TO USE THE SIMPLY45-CRIMPER?




STEP 1




Pass the twisted pair through SIMPLY45 plug.

STEP 2



Make sure the cable is fully seated.

STEP 3



Attached boot into the plug if a boot is applied.

STEP 4




Place assembly into crimping nest

STEP 5



Make sure all the wires feed through, and do a crimp cycle.

STEP 6



Crimp and trim in one step, and boot would be locked into plug as well.