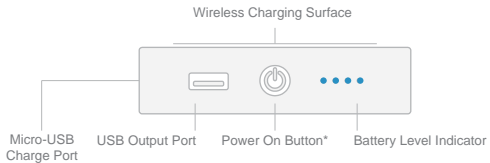




BEZALEL

Prelude



* Prelude is auto-off after 80 seconds idle time

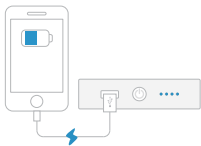
Welcome to Prelude

Press the power button to start.
Prelude is ready to go as soon as
the LEDs light up.



2 ways to use Prelude

1

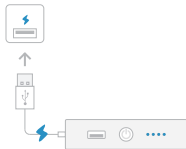


2



Recharge Prelude

The battery level LEDs light up to indicate Prelude recharge status.



Safety & Handling Instructions

Keep your Prelude charger in top working condition by following these simple guidelines:

1. Keep it dry. Don't immerse it in water, use it on wet surfaces or near liquid that can spill on it.
2. Don't expose it to high heat or direct sunlight for a prolonged period. Use the Prelude in the temperature range between 0 °C and 45 °C (32 °F and 113 °F).
3. Keep it intact. Don't disassemble or modify the casing, and never attempt to repair the charger yourself.
4. Unplug it once it's fully charged (i.e., don't continue charging the Prelude long after it reaches full capacity).
5. Charge it at least once every six months, even if it's not in use.



Learn more about Prelude and Bezalel at bezalel.co
Contact us at [support @ bezalel.co](mailto:support@bezalel.co)



facebook.com
/BEZALELteam



twitter:
@BEZALELteam



Instagram:
@BEZALELteam