

ORBAUDIO

Small Speakers for Smart People

Dear Customer,

Congrats- You are about to enjoy the best small speakers in the world !

If you have any questions please feel free to call us during setup. We love to talk to our customers, but please do us the favor of reading the manuals and or watching the video set up guides for the parts you have. They are easy to find on the ORB site, visit "How to Set Up" under "More Info" in the main navigation menu.

Your new ORBs are all assembled by hand in Los Angeles. All ORB spheres, stands, wall mounts and accessories are 100% US steel from US mills and hand made in the U.S.A. We choose to use what we call "Employment intensive" techniques. These ensure that American welders, polishers and sheet metal workers have ORB to count on for labor. This is especially important these days as many US metal shops are closing their doors, their employees watching their livelihood get shipped overseas.

ORB's tagline is "small speakers for smart people" - you did your research, found ORB, and took a chance on a company you may never have heard of. For that effort and leap of faith, you will be rewarded with performance that far exceeds the system cost. Enjoy your ORB sound system; you are one of the smart people we are looking for. Please send any photos or comments to info@ORBAudio.com


ORB is growing by word of mouth and we consider every customer to be a reference. Tell your friends and family. Save them some money and help them get the most out of their home theater or soundbar.

Thank you very much from all of us here at ORB Audio!

• ORBAudio.com • Support@ORBAudio.com • (877) 672-2834 •




Mount 1



MOD 2 Center on Desk



MOD1



Mount 1 W/ Cozy

HOME THEATER RECEIVER SETTINGS

Speaker size = SMALL **CROSSOVER**: 150 or 160HZ

Channel levels: **DO NOT SET HIGHER THAN +3dB**

Dialogue boost – Center CH **+2dB** Left/Right **-2dB**

Subs: LPF for LFE = 120Hz Choose LFE + Main

****Audyssey mic setup often gets these wrong****

1 cause of blown speakers – check the settings!

MOD 1




MOD 2



Wire only !



OK to install wires before attaching to stand / mount



MOD 2



Front wall Left



Mount 2 Under TV or on ceiling



Front wall Right