

LOFT SERIES | LINEAR DIRECT-VENT FIREPLACES



AMERICAN HEARTH





SOPHISTICATED CONVENIENCE

Your Loft fireplace will create an inviting environment while adding warmth to your home.

The Loft adds a modern, linear style at an exceptional value to any home or office. The contemporary design is highlighted by a long, flickering flame rising through a bed of crushed glass media.

The Loft is available in 36" and 46" models to fit a variety of spaces and applications. Take control of your fireplace by choosing the controls that suit you best from simple millivolt to multifunction remote controlled electronic ignition.

Choose from a variety of media options to personalize the fireplace for any space.

SHOWN ON COVER: Loft 36-inch Linear Direct-Vent Fireplace with Black Porcelain Liner, Clear Frost Crushed Glass, Logs, Rocks, and Coil, and Optional Light Kit


SHOWN ABOVE: Loft 46-inch Linear Direct-Vent Fireplace with Black Porcelain Liner, Clear Frost Crushed Glass, and Optional Light Kit

LINERS




Reflective Black Porcelain

TRIM KITS



3/4-inch Trim in Matte Black


DECORATIVE MEDIA



Clear Frost Crushed
(Included)




Copper Reflective
Crushed



Bronze Reflective
Crushed




Black Polished Crushed




Blue Clear Crushed

LOG SET



Driftwood Fiber Log Set



Rustic Contemporary Fiber Log Set with Rocks

FRAMING DIMENSIONS

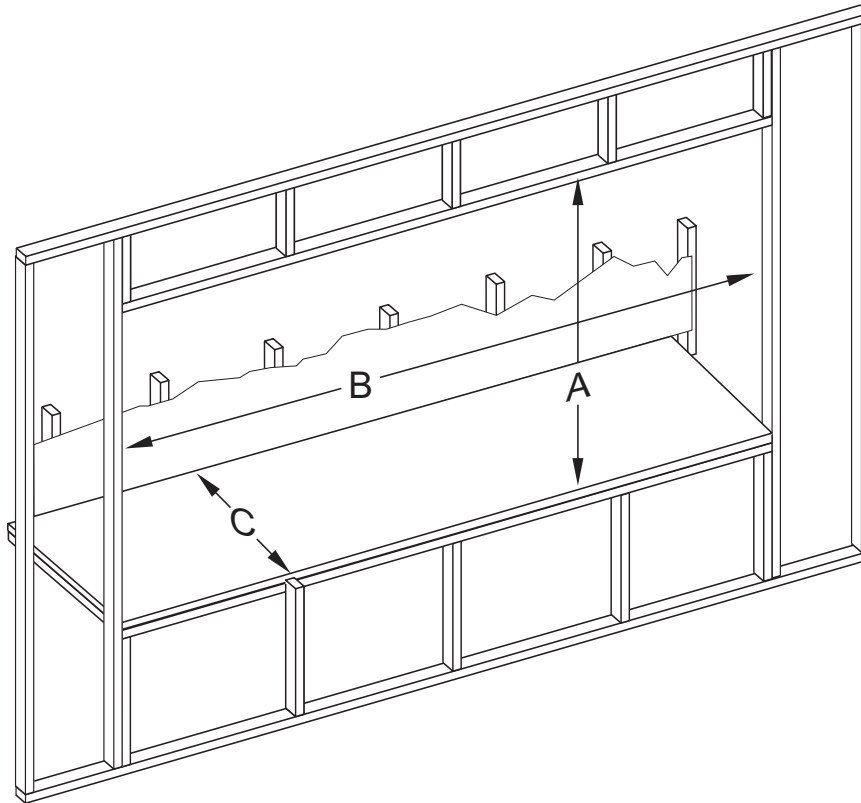
	DVL36BP	DVL46BP
A	34 1/4	33
B	48 1/4	58 1/4
C	15 1/2	15 1/2

Measurements given in inches.

*Dimensions may vary based on install. See manual.

BTUS BY MODEL

	DVL36BP	DVL46BP
Natural Gas	25,000	30,000
Propane	25,000	31,000



WARRANTY: 10-year Limited Warranty on Combustion Chamber, Limited Lifetime on Glass. All other parts carry a three-year limited warranty. All remote controls and lighting systems carry a one-year limited warranty.

Empire is committed to continuous product improvement; specifications are subject to change without notice. Dimensions in this brochure are approximate; read and follow the framing dimensions in the owners manual supplied with your Empire product. Flame size, shape, and color will vary from photos.

Member of the following industry associations:



This appliance is design-certified to the ANSI standard by:



SINCE 1932

Empire Comfort Systems Inc.
918 Freeburg Ave.
Belleville, IL 62220-2623
info@empirecomfort.com
AH-01065 05/13/20

The Empire Comfort Systems and American Hearth names and logos are registered U.S. trademarks.

www.americanhearth.com