



These universal heat-circulating vent-free fireboxes offer 24" tall hooded clean-faced openings that complement current trends in home design.

## FEATURES

- 🔥 Available in 36" and 42" clean-faced heat-circulating models
- 🔥 36" model has a 24" tall opening and accepts most 24" vent-free gas logs
- 🔥 42" model has a 24" tall opening and accepts most 30" vent-free gas logs
- 🔥 White stacked refractory liners (sides and back only)
- 🔥 Includes heat deflection hood
- 🔥 Includes mesh fire screens
- 🔥 Optional precision-cut decorative twin-pane screen doors in a textured iron finish
- 🔥 Optional outside air kit
- 🔥 Optional blower kits
- 🔥 Durable textured powder coat finish
- 🔥 20-year limited warranty

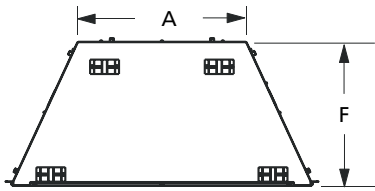
## INTERIOR PANEL



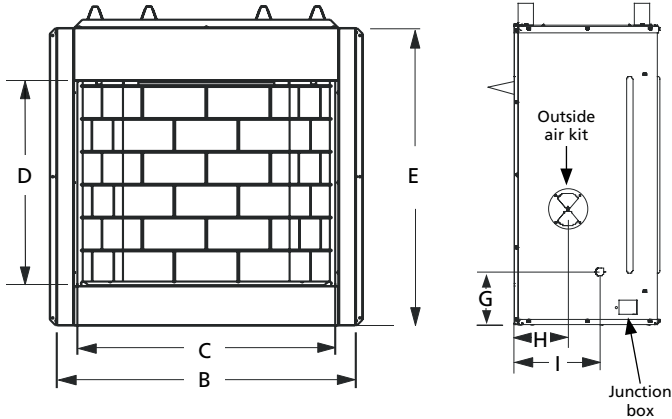
White Stacked Refractory Liners

## APPLIANCE SPECIFICATIONS

## OPTIONAL ACCESSORIES



- Decorative twin-pane screen door in a textured iron finish
- Single and variable speed blower kits
- Outside air kits
- Vent-free gas logs



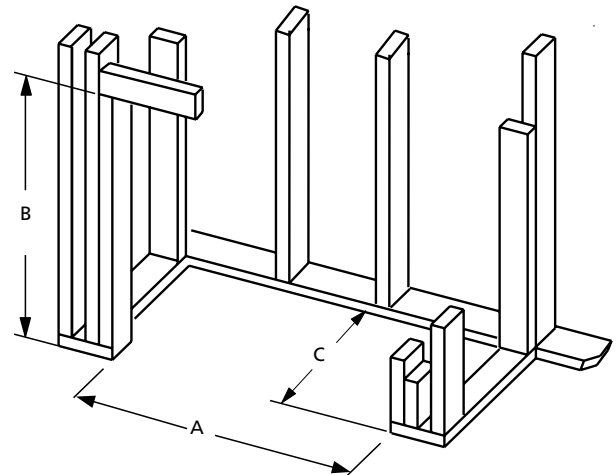
## FRAMING SPECIFICATIONS

	VRT2536	VRT2542
A	23-1/2"	29-1/2"
B	41-3/4"	47-3/4"
C	36"	42"
D	24"	24"
E	37-1/4"	37-1/4"
F	20"	20"
G	7-3/8"	7-3/8"
H	7-1/2"	7-1/2"
I	12"	12"

	VRT2536	VRT2542
A	42-1/4"	48-1/4"
B	40-1/4"	40-1/4"
C	20-1/2"	20-1/2"

## INTERIOR FIREBOX DIMENSIONS\*

	VRT2536	VRT2542
FRONT WIDTH	35"	41"
REAR WIDTH	23-1/4"	29-1/4"
DEPTH	17-3/8"	17-3/8"
HEIGHT	24"	24"



\* To assist with compatible log size selection

**On the Cover:** VRT2536 shown with White Refractory Liner and Crescent Hill Vent-Free Logs (sold separately).

### IMPORTANT NOTES:

As with any fireplace, this appliance is extremely hot during operation. Read and understand all operating instructions before using this appliance. For further information, consult your dealer.

Local conditions, such as elevation, wind, vent configuration and choice of fuel will affect overall appearance of the fire and heating performance. Performance can also vary with home design and insulation, climate, condition and type of fuel used, appliance location, burn rate, accessories chosen, chimney installation and how the appliance is operated.

Diagrams, illustrations and photographs are not to scale—consult installation instructions. Product designs, materials, dimensions, specifications, colors and prices are subject to change or discontinuance without notice.



© 2018 Innovative Hearth Products  
785694M 11/18

Visit us online  
SuperiorFireplaces.us.com

