



LINEAR WALL-MOUNT

Electric Fireplaces

Dimplex[®]

IGNITE XL™

Designed to ignite
your passion.



Less Frame, More Flame

Clean front face with minimal trim makes the dazzling flames the focal point.



Multi-Fire XD® Flame Effect

Vivid flames that are brighter and more lifelike day or night.



Edgeless Design

Installs without trim to stone, brick and other solid finish materials; includes trim for drywall and tile surfaces.



ComfortSaver™ Heating System

Safe ceramic heat, plus 11% energy savings, warms up to 1,000 sq. ft.



Acrylic Ice Media Bed

Light plays through different size pieces and sparkle in a spectrum of colors.



Media Accent Colors

Choose from a variety of brilliant color themes or cycle through a range of colors using the custom mode, freezing on the hue of your choice.



Built-in Touch Controls

Backlit controls are hidden when not in use.



Mood-maker Remote

Customize the light color and intensity for a fireplace that reflects your personality.



Seamless Installation

Low-profile design fully recesses in 2" x 6" wall construction and 2" x 4" with optional trim. Hardwire using 120V or 240V for powerful heating.



XLF50

120 Volts | 1,500 Watts | 5,118 BTU
240 Volts | 2,500 Watts | 8,530 BTU

50¹/₄" x 15⁵/₈" x 5⁷/₈" (WxHxD)
127.5 cm x 39.6 cm x 14.7 cm

Viewing Dimensions: 48³/₄" x 12¹/₈"
123.8 cm x 30.7 cm



Heater Disable



2-year limited warranty





XLF74

120 Volts | 1,500 Watts | 5,118 BTU
240 Volts | 2,500 Watts | 8,530 BTU

74¹/₄" x 15⁵/₈" x 5⁷/₈" (WxHxD)
188.5 cm x 39.6 cm x 14.7 cm

Viewing Dimensions: 72³/₄" x 12"
184.8 cm x 30.7 cm

 **Heater Disable**

 **2-year limited warranty**

**Driftwood and River
Rock Accessory
Package** shown
with LF74DWS-KIT




XLF100

120 Volts | 1,500 Watts | 5,118 BTU
240 Volts | 2,500 Watts | 8,530 BTU

100¹/₄" x 15⁵/₈" x 5⁷/₈" (WxHxD)
255.5 cm x 39.6 cm x 14.7 cm

Viewing Dimensions: 98³/₄" x 12"
250.8 cm x 30.7 cm

 **Heater Disable**

 **2-year limited warranty**



PRISM series



Acrylic Ice Media Bed

Light plays through different size pieces and sparkle in a spectrum of colors.



Media Accent Colors

Choose from a variety of brilliant color themes or cycle through a range of colors using the custom mode, freezing on the hue of your choice.



Remote Thermostat Control

Temperature control at your fingertips for convenient comfort.



Floating Display™

On-screen display shows temperature and feature settings at a glance.



Multi-function Remote

Control the flame, heat and thermostat from the comfort of your chair.



Flexible Installation

Choose fully recessed, surface mounted (plug-in) or partially recessed (BLF3451 and BLF5051) installation.



Wired, Seamless Design

Designed for built-in installations wired directly to a dedicated circuit for a clean, custom appearance.



BLF3451

120 Volts | 1,220 Watts | 4,163 BTU

34¹/₄" x 19¹/₂" x 7¹/₄" (WxHxD)

86.7 cm x 49.5 cm x 18.1 cm

Viewing Dimensions: 31¹/₈" x 10⁵/₈"

78.8 cm x 26.8 cm



Heater Disable



2-year limited warranty



BLF5051

120 Volts | 1,230 Watts | 4,197 BTU

50¹/₄" x 19¹/₂" x 7¹/₄" (WxHxD)

127.7 cm x 49.5 cm x 18.1 cm

Viewing Dimensions: 47¹/₄" x 10⁷/₈"

119.8 cm x 27.6 cm



Heater Disable



2-year limited warranty

Driftwood and River
Rock Accessory
Package shown
with LF50DWS-KIT







BLF7451

120 Volts | 1,230 Watts | 4,197 BTU
240 Volts | 2,430 Watts | 8,290 BTU

74¹/₄" x 19¹/₂" x 7¹/₄" (WxHxD)
188.4 cm x 49.5 cm x 18.7 cm

Viewing Dimensions: 71" x 10⁵/₈"
180.4 cm x 27.0 cm

-  **Heater Disable**
-  **2-year limited warranty**

Built-in Linear Electric Fireplaces

BLF Series

Features



The Original Dimplex Flame Effect™

A blend of technology, artistry and craftsmanship that sets the standard for realism.



Viewing Area

Enjoy the panoramic flame through the industry's largest viewing area.



Media Bed

Tumbled glass ember bed pieces that are colored and silvered on one side for an alluring effect.



Supplemental Heat

Includes a powerful fan-forced heater designed to keep the rooms you spend the most time in warm and comfortable.



Remote

Includes a convenient remote control.



Seamless Installation

Can be recessed with direct-wire for a seamless look, or simply hung on the wall.



Warranty

2-year limited warranty.

BLF34

120 Volts | 1,220 Watts | 4,163 BTU

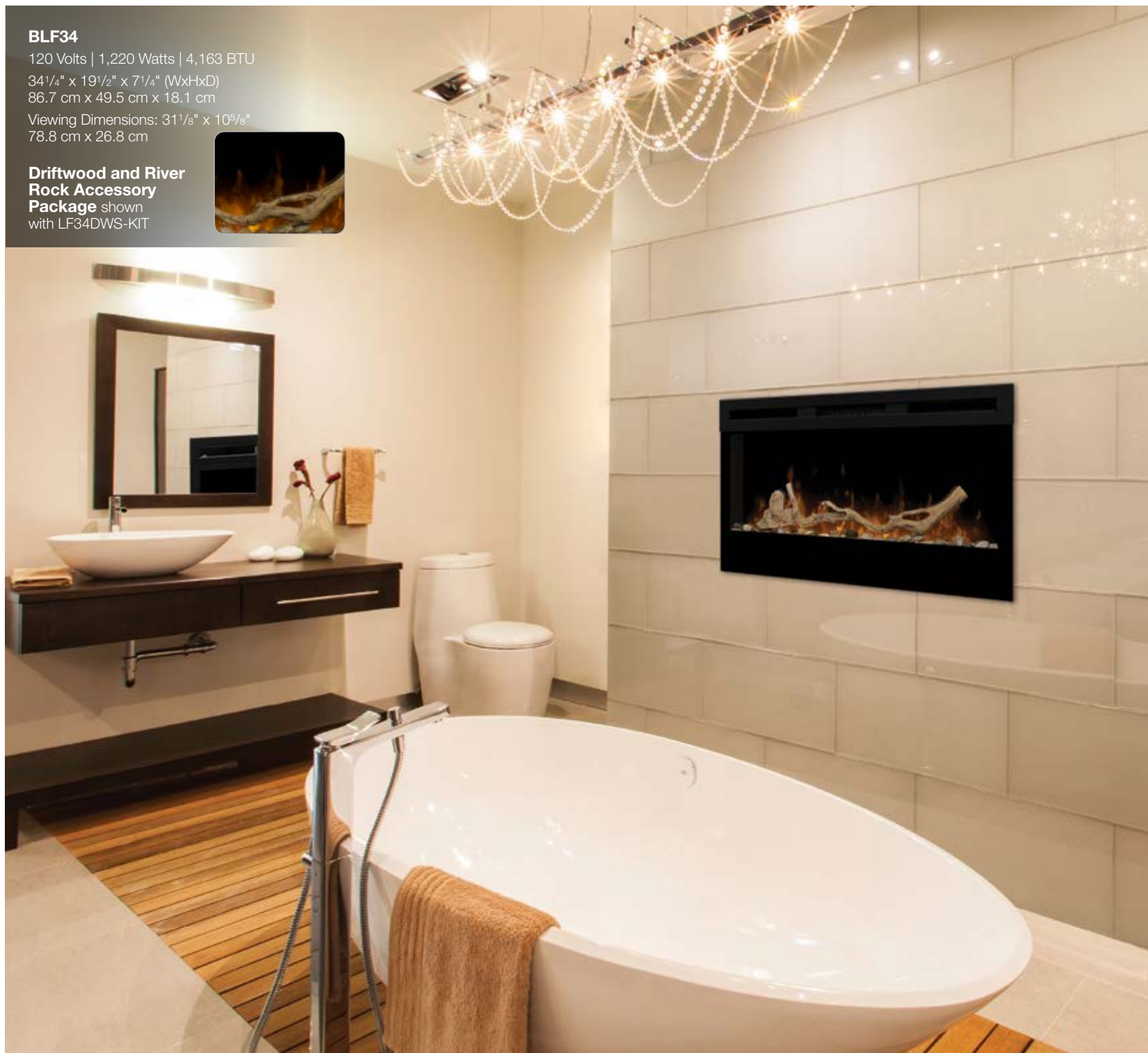
34 1/4" x 19 1/2" x 7 1/4" (WxHxD)

86.7 cm x 49.5 cm x 18.1 cm

Viewing Dimensions: 31 1/8" x 10 5/8"

78.8 cm x 26.8 cm

Driftwood and River Rock Accessory Package shown with LF34DWS-KIT





BLF50

120 Volts | 1,230 Watts | 4,197 BTU

50¹/₄" x 19¹/₂" x 7¹/₄" (WxHxD)

127.7 cm x 49.5 cm x 18.1 cm

Viewing Dimensions: 47¹/₄" x 10⁷/₈"

119.8 cm x 27.6 cm



BLF74

120 Volts | 1,230 Watts | 4,197 BTU

240 Volts | 2,430 Watts | 8,291 BTU

74¹/₄" x 19¹/₂" x 7¹/₄" (WxHxD)

188.3 cm x 49.5 cm x 18.7 cm

Viewing Dimensions: 71" x 10⁵/₈"

180.4 cm x 27.0 cm

IgniteXL Trim Accessories

Allows installation of IgniteXL in 2" x 4" wall construction.



XLFTRIM74
Compatible with the XLF74
(WxHxD): 76-3/4" x 18-1/4" x 1-7/8"
(195.0 cm x 46.2 cm x 4.5 cm)



XLFTRIM50
Compatible with the XLF50
(WxHxD): 52-3/4" x 18-1/4" x 1-7/8"
(134.0 cm x 46.2 cm x 4.5 cm)



XLFTRIM100
Compatible with the XLF100
(WxHxD): 102-3/4" x 18-1/4" x 1-7/8"
(261.0 cm x 46.2 cm x 4.5 cm)

IgniteXL, Prism and BLF Driftwood and River Rock Accessory Packages



Compatible with all XLF, Prism and BLF models.

LF34DWS-KIT

Includes loose river rock and one large piece of driftwood.

LF50DWS-KIT

Includes loose river rock, one large and one small piece of driftwood.

LF74DWS-KIT

Includes loose river rock, one small and two large pieces of driftwood.

LF100DWS-KIT

Includes loose river rock, two large and two small pieces of driftwood.



XLF50
Shown with
XLFTRIM50
Trim Kit

Cohesion Trim*

*Only available for the BLF50/5051.



Black
DT1267BLK



BLF5051 | Shown with
Black Cohesion Accessory Kit
DT1267BLK

Your authorized Dimplex dealer:

For more information and product specifications, please visit dimplex.com



Dimplex North America Limited
1367 Industrial Road | Cambridge | ON N3H 4W3
Telephone: 1-888-DIMPLEX | Fax: 1-800-668-6665

Visit us online at: www.dimplex.com

