



## Innsbrook Traditional & Loft Contemporary Vent-Free Fireplace Inserts

Traditional 28,000 BTU Vent-Free Fireplace Insert shown with Matte Black Surround.



# Vent-Free Fireplace Inserts



Loft 28,000 BTUs Vent-Free Fireplace Insert shown with 4-sided metal surround.

## Standard Features

We offer Vent-Free Inserts in two sizes (20,000 BTUs and 28,000 BTUs) and in two styles (traditional and contemporary) – so you are sure to find one to fit your existing wood-burning fireplace.

A 10,000 BTUs contemporary system is available for bedroom applications – where allowed by codes.

Our Innsbrook Vent-Free inserts feature Banded Brick Liners, with hand-painted ceramic fiber logs on a variable-flame burner. The unique Slope Glaze Burner produces natural flickering flames.

The Loft Series Vent-Free Insert features a contemporary linear burner in a sleek, black firebox that reflects the flames to create depth and visual interest.

A fine mesh barrier screen comes standard with all models.

## Control Options

Your Innsbrook or Loft fireplace insert lights at the flick of a switch to produce consistent, reliable heat, even when electric power fails. Add the convenience of an optional thermostat, wireless wall thermostat, remote control, or thermostat remote control, and enjoy all the comfort of a warm fire without the mess and hassle.

Your Remote-Ready Millivolt Innsbrook or Loft Insert works with any of our battery operated Thermostat Remote Controls, or connects to a simple wall switch or wall thermostat.

The Intermittent Pilot models save even more energy by eliminating the standing pilot – yet can still operate in a power outage with a battery backup.

# Options & Accessories

## Surrounds & Shrouds

Your new Vent-Free insert will require a surround kit to conceal the original fireplace opening. For Innsbrook and Loft models, choose one of our steel surrounds in either 3-sided or 4-sided configurations. Innsbrook models also have the option of an old-world style three-piece cast iron surround.

For installations where you require a larger surround, we offer optional custom metal surrounds.

To cover larger hearth openings, install the optional shroud. At 48 inches wide and just under 38 inches tall, it provides a clean transition between the surround and the existing fireplace.



Cast Iron Surround shown with  
20,000 BTUs Vent-Free Innsbrook




6 x 7-inch Metal Surround shown with  
20,000 BTUs Vent-Free Innsbrook



3 x 3-inch Metal Surround shown  
with 28,000 BTUs Vent-Free Loft


## Decorative Media for Loft Inserts



Topaz Clear Drops  
One-inch



Onyx Solid Drops  
One-inch



Sangria Luster Droplets  
1/2-inch




Glacier Ice Droplets  
1/2-inch




Accent Pebbles




Medium Rocks




Blue Clear  
Crushed




Clear Frost  
Crushed



Black Polished  
Crushed



Bronze Reflective  
Crushed

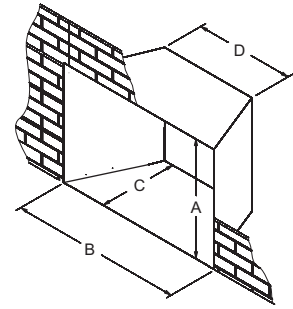


Copper Reflective  
Crushed

## Minimum Fireplace Opening Dimensions

Model	A	B	C	D
<b>VFPC20IN</b>	19-3/8	27-1/2	13-1/2	15-3/4
<b>VFPC28IN</b>	22-3/8	30-1/2	15	19
<b>VFLC(10,20)IN</b>	19-3/8	27-1/2	13-1/2	15-3/4
<b>VFLC28IN</b>	22-3/8	30-1/2	15	19

Note: These are the minimum dimensions of a fireplace that the fireplace insert will fit into. It allows room for the box and the fireplace surround to fit onto the front of the unit. It is not intended to be used for framing dimensions.



Gas Inlet	
Type of Gas	Natural or LP
Iron Pipe Size (N.P.T.)	1/2 inch
Ignition Systems	Standing Pilot/Piezo or Intermittent Pilot

Vent-Free Warranty
All Vent-Free products carry a 5-year limited warranty with a 5-year limited labor warranty. All remote controls carry a 1-year limited warranty.

Empire is committed to continuous product improvement; specifications are subject to change without notice. Dimensions in this brochure are approximate; read and follow the framing dimensions in the owners manual supplied with your Empire product. Flame size, shape, and color will vary from photos.

Member of the following industry associations:



This appliance is design-certified to the ANSI standard by:



SINCE 1932

Empire Comfort Systems Inc.  
918 Freeburg Ave.  
Belleville, IL 62220-2623  
info@empirecomfort.com

WMH-01035 6/01/19

The Empire Comfort Systems and White Mountain Hearth names and logos are registered U.S. trademarks.