

# *fire pits*

OUTDOOR LINEAR 48-INCH & 60-INCH



CAROL ROSE  
• COASTAL COLLECTION •

By Empire Comfort Systems



## LIGHT UP THE NIGHT

A large linear Fire Pit creates an instant roaring fire – bringing light and beauty to captivate your guests. A Fire Pit adds a bright cheerful atmosphere to any outdoor entertainment venue, from backyard to restaurant patio to apartment pool area. Installed low to the ground or at table height, a linear Fire Pit provides excitement and ambiance, without blocking sightlines.

The Fire Pit features a precisely ported stainless steel burner for consistent flame height and distribution, all concealed beneath a bed of crushed glass. You light the burner with the push of a button and then set the valve to low, medium, or high.

A sensor continuously monitors the flame and shuts off the gas if high wind or rain extinguishes the fire. When the clouds clear, you can relight the fire pit in seconds to continue the party. And after the last guest heads home, simply turn the knob to Off.

## INSPIRATION...IN COLOR

Even with no fire burning, your Fire Pit can chase away the darkness thanks to its built-in dual-strip multi-color LED lighting system mounted below the burner. Two intuitive buttons let you control the LED color and intensity. Or, set it to automatically cycle through all seven colors – at slow or moderate speed.

For applications where electric power is not readily available, base model fire pits are available without lighting.




*Carol Rose Coastal Collection  
60-inch Outdoor Stainless Steel  
Linear Fire Pit with High Wind  
Deflector and Decorative Black  
Crushed Glass in Custom Table*

reliable

## RELIABLE! FOR PATIO, POOL, OR SEASIDE

With all visible surfaces made from 11-gauge marine-grade 316 stainless steel, our Fire Pits are built to withstand years of exposure to harsh environments. Rainwater flows through the Fire Pit – either onto the ground or into the available drain tray (which routes the water away). Both the valve and lighting system are designed for years of outdoor use.



*Carol Rose Coastal Collection  
60-inch Outdoor Stainless Steel  
Linear Fire Pit with Multi-colored  
LED Lights and Decorative Clear  
Crushed Glass in Custom Table*

details

## DETAILS

Our linear Fire Pits are available in 48-inch (55,000 Btu) and 60-inch (65,000 Btu). Accessories include a drain tray, four-sided tempered glass wind deflector, and a stainless steel weather cover that installs with or without the wind deflector in place.

LED-equipped systems require sufficient clear or translucent crushed glass to cover the burner and lighting system. Additional colors and shapes may be added as accents. Non-LED systems may use any color crushed glass. See installation manual for glass placement details.



*Stainless Steel Weather Cover*



*Close up of Decorative Black Crushed Glass, and Wind Deflector*



# Specifications

## SPECIFICATIONS

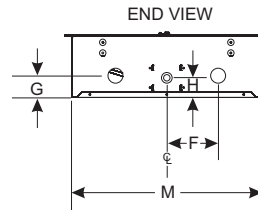
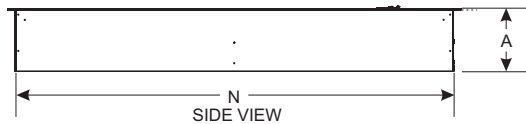
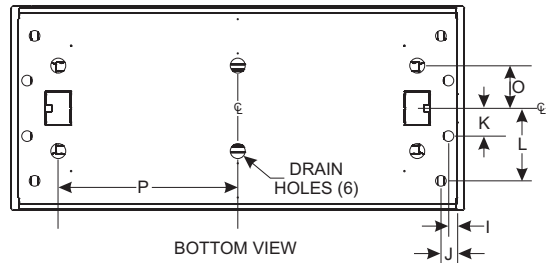
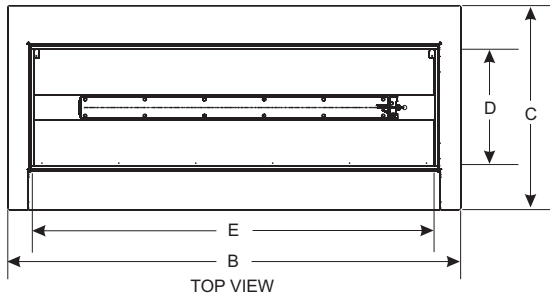
### Internal Enclosure Dimensions (inches)

Model	Height	Width	Depth
<b>OL48TP</b>	7 1/2* Min.	51 3/4 Min. / 52 1/2 Max.	22 5/8 Min. / 23 1/2 Max.
<b>OL60TP</b>	7 1/2* Min.	63 3/4 Min. / 64 1/2 Max.	22 5/8 Min. / 23 1/2 Max.

\*If installing a drain tray accessory, add at least 6 inches more to the height to allow for the drain pan, connector, and tubing.

### Fire Pit Dimensions (inches)

Model	A	B	C	D	E	F	G	H	I	J	K	L	M	N	O	P
<b>OL48TP</b>	7 3/8	53	23 7/8	13 11/16	46 7/8	6	2 9/16	2 5/6	1 1/16	1 15/16	3 1/4	5	22 7/16	51 3/4	5	21
<b>OL60TP</b>	7 3/8	65	23 7/8	13 11/16	58 7/8	6	2 9/16	2 5/6	1 1/16	1 15/16	3 1/4	5	22 7/16	63 3/4	5	21



## Carol Rose

These special outdoor products are named for customer service manager Carol Rose Burtz, who has been with Empire for more than 59 years. As the first time we have named a product for an employee, this represents an appropriate honor recognizing Carol's exceptional history with the company.



**Warranty:** All outdoor products carry a five-year limited warranty. All remote controls and lighting systems carry a one-year limited warranty.

Empire is committed to continuous product improvement; specifications are subject to change without notice. Dimensions in this brochure are approximate; read and follow the framing dimensions in the instruction manual supplied with your Empire product. Flame size, shape, and color will vary from photos. Refer to your manual for complete installation and safety information.

Member of the following industry associations:



This appliance is design-certified to the ANSI standard by:



SINCE 1932

Empire Comfort Systems  
918 Freeburg Ave.  
Belleville, IL 62220-2623  
E-mail: info@empirecomfort.com  
00997 2/01/19

E-mail: info@empirecomfort.com  
00997 2/01/19

The Empire Comfort Systems name and logos are registered U.S. trademarks.