

SPECIFICATIONS

Model	BTU	Width		Height		Depth		Glass
		Actual	Framing	Actual	Framing	Actual	Framing	
A36	27,500	34 13/16"	36 1/4"	42 7/16"	44 5/8"	18 7/8"	19"	25 1/2" x 27 3/4"
A42	30,000	41 13/16"	43 1/4"	45 7/16"	47 5/8"	18 7/8"	19"	25 11/16" x 34 3/4"

FULL VIEW COMPARISON DIRECT VENT GAS FIREPLACES

GOOD

GOOD

BETTER

BEST



ALTITUDE



ELEVATION



ALTITUDE X



ELEVATION X



EXPERIENCE THE POWER OF FIRE ENHANCE YOUR WELLBEING

Napoleon's Power of Fire research has proven a fireplace can help reduce stress and stimulate your brain.

SCAN TO LEARN MORE ABOUT THE RESEARCH AND THE HEALTH BENEFITS OF FIREPLACES

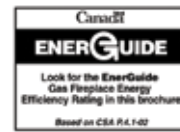
Authorized Dealer



napoleon.com

24 Napoleon Road, Barrie, Ontario, Canada L4M 0G8
103 Miller Drive, Crittenden, Kentucky, USA 41030
7200 Trans Canada Highway, Montreal, Quebec, Canada H4T 1A3

PHONE: 1-888-721-7253
hearthsupport@napoleon.com



Consult your owner's manual for complete installation instructions and proper clearances to combustible materials. Check all local and national building codes and gas regulations. All specifications are subject to change without prior notice due to on-going product improvements. Products may not be exactly as shown. Flame height and activity is influenced by varying vent configurations and may not appear as shown. Napoleon® is a registered trademark of Wolf Steel Group Inc. EnerGuide - A Canadian efficiency standard based on frequent, short start-up and cool-down cycles. All appliances sold in Canada are subject to this EnerGuide rating system. AFUE- A US efficiency standard (Department of Energy) based on extended on/off cycles, more typical of fireplace usage. Steady State - Reflects the highest possible overall heating efficiency.

ADBRN1-GTRA
Effective: 07/2023



ALTITUDE DIRECT VENT GAS FIREPLACES

A36 | A42



The Altitude Gas Fireplace is a captivating addition to any space. With a full view design, included split oak log set and optional heat management, this fireplace offers both functionality and charm. Customize your fireplace with a selection of design options and accessories, creating an ambiance that transforms your home. Discover the perfect balance of versatility and allure with the Altitude Gas Fireplace.



FEATURES & CUSTOMIZATION

OVERVIEW

- Full-view fireplace featuring a clean face design for optimum view of the fire
- Optional blower
- Full view safety barrier included
- Up to 30,000 BTU's
- Warranty: President's Limited Warranty
- Sizes: 36", 42"

MEDIA



Split Oak Log Set Included

OPTIONAL DECORATIVE PANELS



MIRRO-FLAME™
Porcelain Reflective
Radiant Panels



Black Illusion Glass



Westminster
Grey Herringbone





Westminster
Grey Standard



Newport Standard

OPTIONAL TRIMS & SURROUNDS

FINISH TRIM



Black, Charcoal, Gun Metal, Black

ZEN FRONT

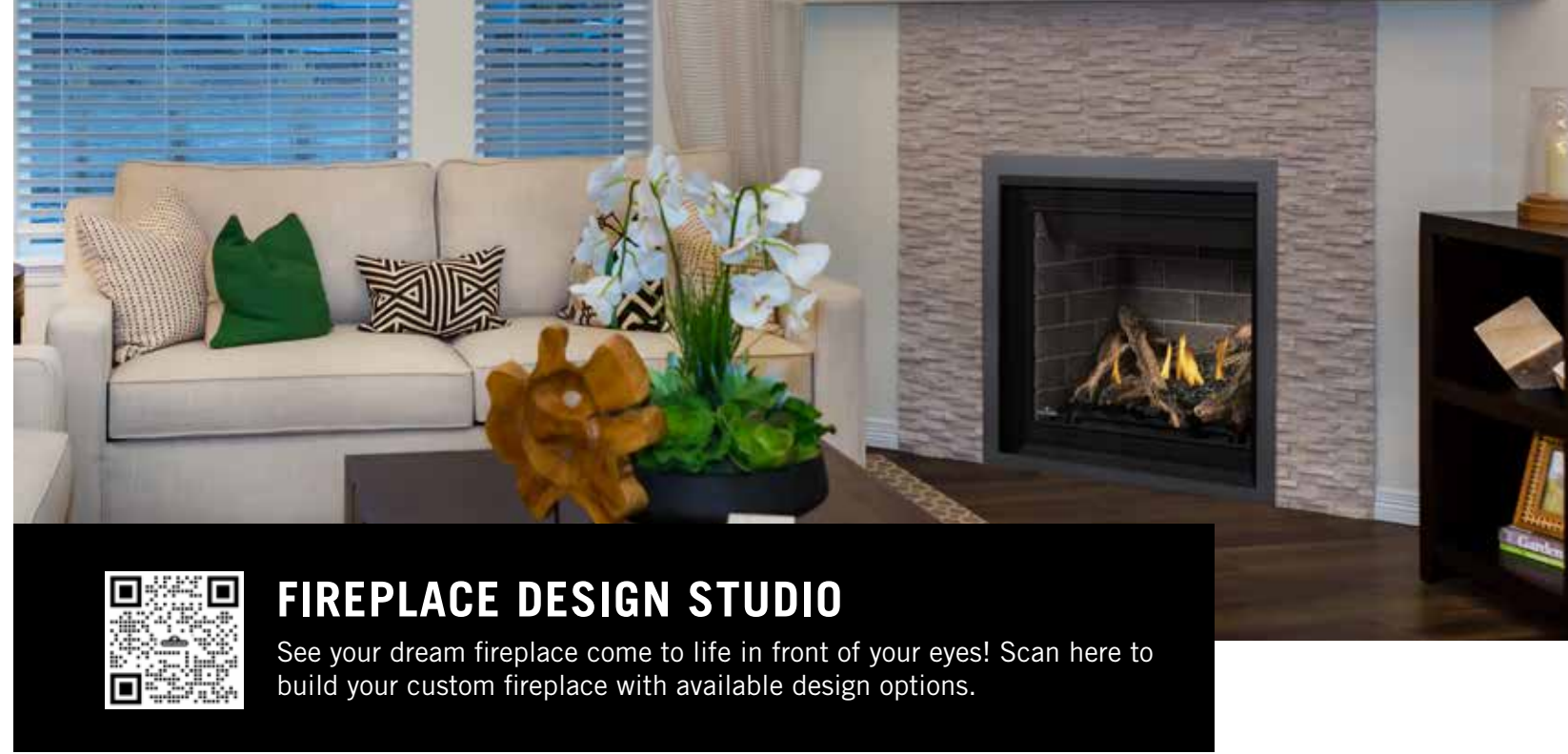


Charcoal, Black

BEVELLED TRIM



Black



FIREPLACE DESIGN STUDIO

See your dream fireplace come to life in front of your eyes! Scan here to build your custom fireplace with available design options.

CONTROLS

REMOTE: Optional remote controls every function of your fireplace including; on/off, temperature and thermostat.



OPTIONAL HEAT MANAGEMENT

UNIVERSAL HEAT MANAGEMENT: This system operates electricity-free and without blowers, utilizing a set of ducts to efficiently circulate heat throughout the room, rather than blowing it directly from the front of the fireplace. Additionally, the Universal Heat Management (UHM) system lowers clearances for combustibles and enables the safe installation of electronics above the fireplace.

HOT AIR DISTRIBUTION KIT: Efficiently moves warm air from the fireplace to a different room or outdoors using flexible ducting.



INNOVATIONS

BATTERY BACK-UP CONTROL: In the event of a loss of power, your fireplace will still light and keep you warm (batteries are not included but you can charge with your own power bank).

DIRECT VENT: Effectively removes exhaust and fumes from your space, keeping your indoor air clean while also conserving energy.