

MAGNETIC TOUCH LATCH



ML-30S



ML30SW

ML30SBR

■ Features

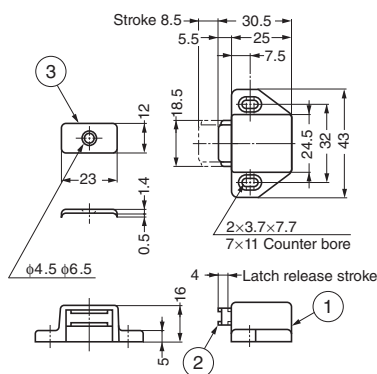
- No handle needed, just push to open/close.
- The rotary cam mechanism offers a longer life than the usual spring mechanism.

■ Remarks

- For overlay doors, make a 4 mm gap between door and cabinet frame.
- For large door, please use ML-120 (P.238).

■ Parts Included

Round head wood screw 3.1 × 13, Countersunk head wood screw 3.1 × 13




No.	Part Name	Material	Finish/Colour
①	Body	ABS	Brown, White
②	Yoke	Steel	Nickel
③	Counter Plate	Steel	Nickel

Item Code	Item Name	Colour	Screw	Magnetic Force N	Magnetic Force kgf	Weight	Box	Carton
140-050-054	ML-30SW	White	3 pcs	11.8 N	1.2 kgf	22.5 g	50 pcs	750 pcs
140-050-055	ML-30SBR	Brown	3 pcs	11.8 N	1.2 kgf	22.5 g	50 pcs	750 pcs

MAGNETIC TOUCH LATCH



ML-30W



ML30WW

ML30WBR

■ Features

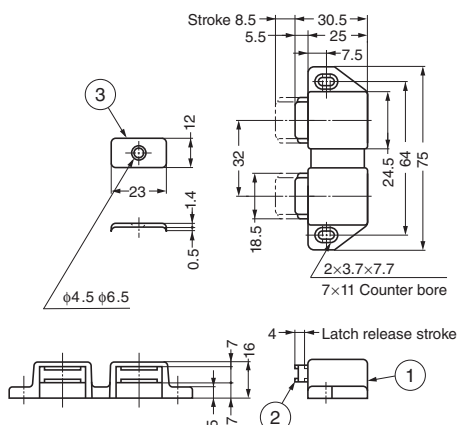
- No handle needed, just push to open/close.
- The rotary cam mechanism offers a longer life than the usual spring mechanism.

■ Remarks

- For overlay doors, make a 4 mm gap between door and cabinet frame.
- For large door, please use ML-120 (P.238).

■ Parts Included

Round head wood screw 3.1 × 13, Countersunk head wood screw 3.1 × 13



No.	Part Name	Material	Finish/Colour
①	Body	ABS	Brown, White
②	Yoke	Steel	Nickel
③	Counter Plate	Steel	Nickel

Item Code	Item Name	Colour	Screw	Magnetic Force N	Magnetic Force kgf	Weight	Box	Carton
140-050-056	ML-30WW	White	4 pcs	11.8 N	1.2 kgf	42 g	30 pcs	450 pcs
140-050-057	ML-30WBR	Brown	4 pcs	11.8 N	1.2 kgf	42 g	30 pcs	450 pcs