

## Easy On Hinges

**Finish:** Nickel Plated

**Max Door Thickness:** 18mm

**Type:** Surface Fix Hinge

**Cup Drilling:** None Required

**Cup Fixing:** With Screws

Opening Angle	SKU - Individual	SKU - Pair
90 Degrees	<b>HF00002</b>	<b>HFB0006</b>
150 Degrees	<b>HF00006</b>	<b>HFB0156</b>

## Knuckle Hinges

**Finish:** Nickel Plated

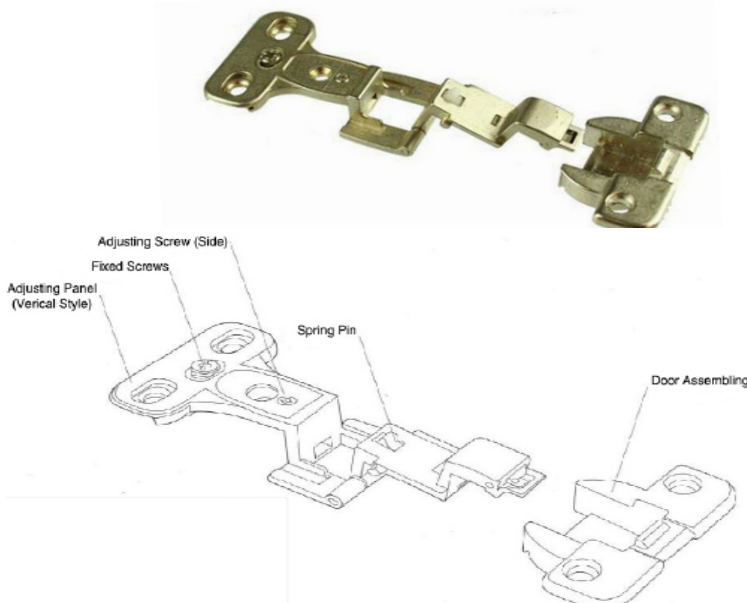
**Opening Angle:** 270 Degrees

**Door Thickness:** 14mm - 19mm

**Cup Dimensions:** 35mm x 11.8mm

**Cup Hole Centers:** 45mm x 9.5mm

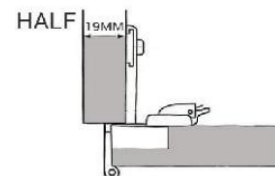
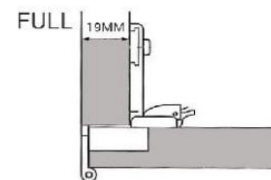
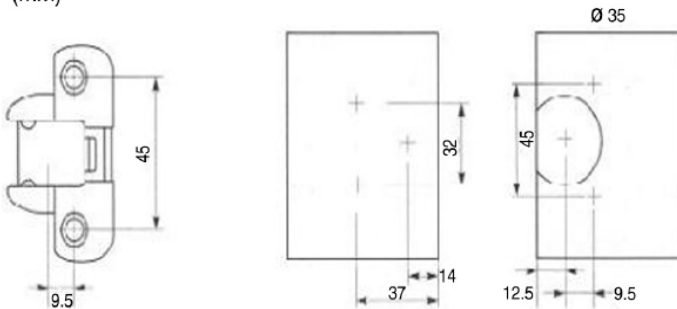
**Unit:** Each



### Overlay

	SKU
Full	<b>HF00010</b>
Half	<b>HF00011</b>

(mm)



Dimensions not binding.