

HEAVY DUTY SOFT-DOWN STAY



FSB0029

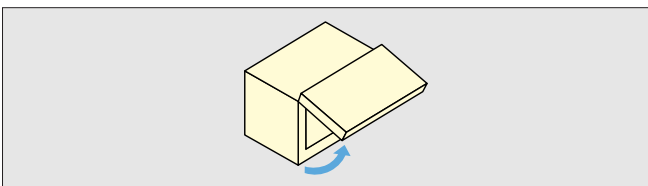


- For TOP-OPENING FLAP DOOR with concealed, hinges.
- Used in pairs.
- HDSN-30 is designed to hold door in Closed and opened position.
- Handed: Specific left and right hand mounting.

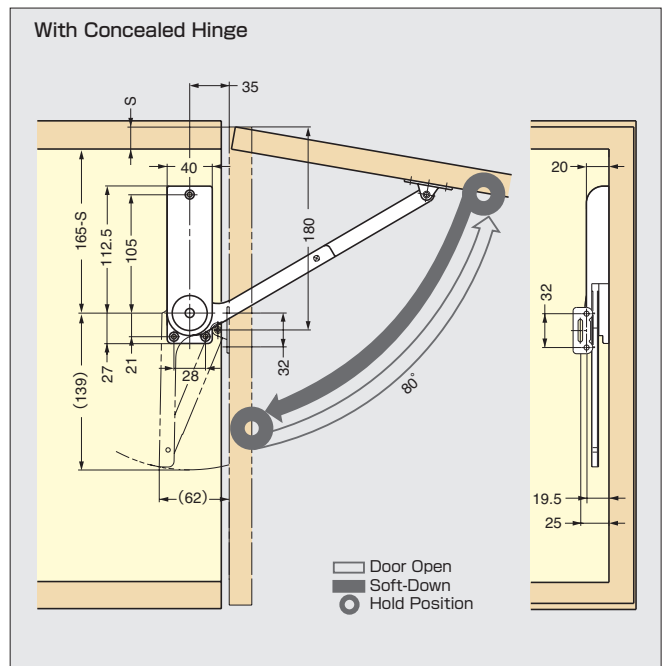
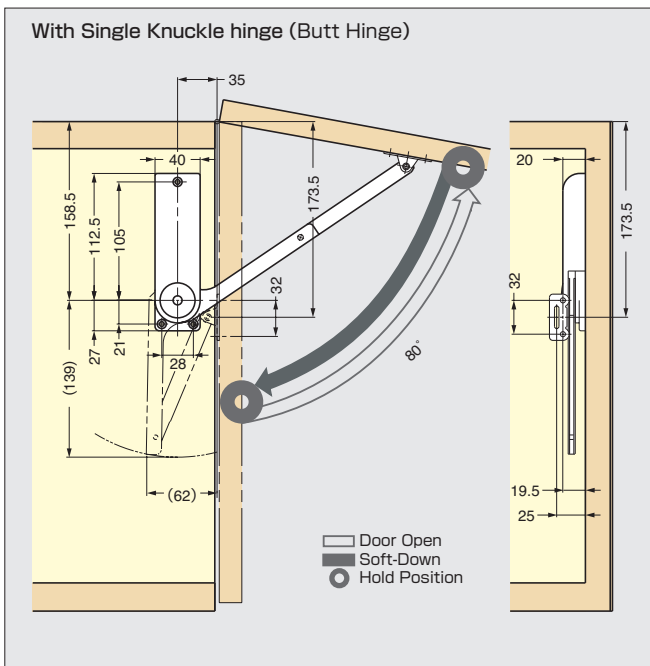
Torque Calculation

| Torque Moment/2pcs | Model | piece |
|--------------------|-------|-------|
| 13.7~ 19.5 N·m | K | 2pcs |
| 19.6~ 24.4 N·m | M | 2pcs |
| 24.5~ 29.4 N·m | H | 2pcs |

$$\frac{\text{Door Height (m)}}{2} \times \text{Door Weight (kg)} \times 9.8 = \text{Torque Moment (N} \cdot \text{m)}$$



Installation



Body

| Item Code | Item Name | Spec. | Material | Finish/Color | Model | Torque Morment/2pcs | | Weight |
|-----------|-------------|-------|-----------|--------------|-------|---------------------|------------------|--------|
| | | | | | | Opening Angle80° | Opening Angle80° | |
| FS10089 | HDS-30HR-WT | Right | ABS/Steel | Nickel/White | H | 24.5~29.3 N·m | 250~300kgf·cm | 298g |
| FS10090 | HDS-30HL-WT | Left | ABS/Steel | Nickel/White | H | 24.5~29.3 N·m | 250~300kgf·cm | 298g |