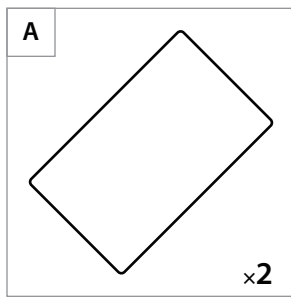


GIFT WRAP & CRAFT STATION

Model No. TK-10839 | Assembly Instructions

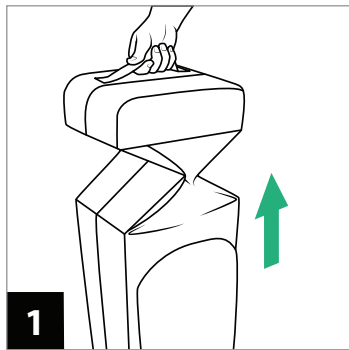


Please lay out all parts and read instructions prior to assembly.

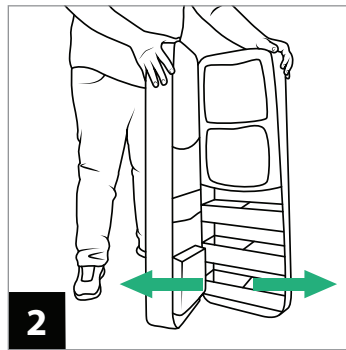


TREEKEEPER™
WWW.TREEKEEPERBAGS.COM

How to assemble your deluxe wrap and craft station



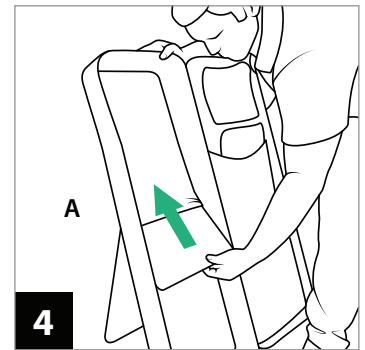
1 Uncompress the top portion of the storage bag.



2 Unzip and fully open the storage bag.



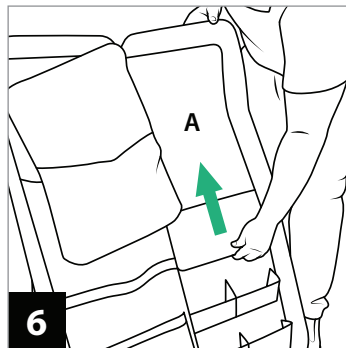
3 Unzip the accessories flap to access the back of the bag.



4 Insert the support board inside the back fabric pocket.



5 Unzip the mesh pouches to access the back of the bag.



6 Insert the last support board inside the back fabric pocket just as in step four.

