


PRO DECORATED UPRIGHT STORAGE

Model No. TK-10104

Preparing the Bag Before Tree Assembly

If your tree is already up don't panic, this is a one time install. Simply disassemble your tree and place the bag on your stand.



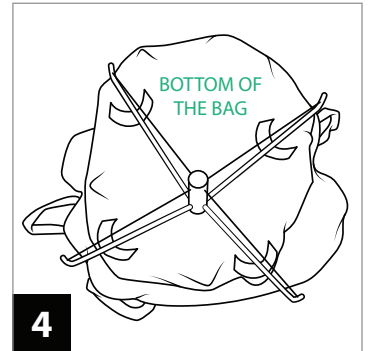
1 Lay the bag out flat and fully outstretched on the ground.



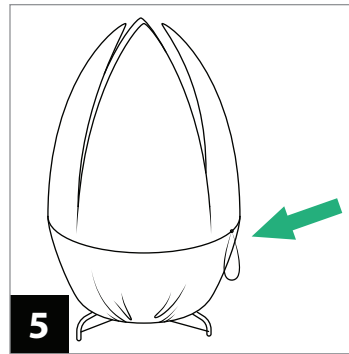
2 Hold the bag on both ends and slide your arm through the bag.



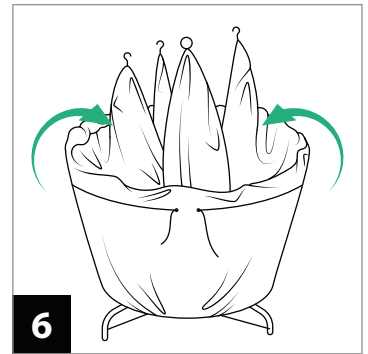
3 With the bag on your arm, slide the bag onto your tree stand.



4 On the underside of the bag, secure the buckles to the stand.

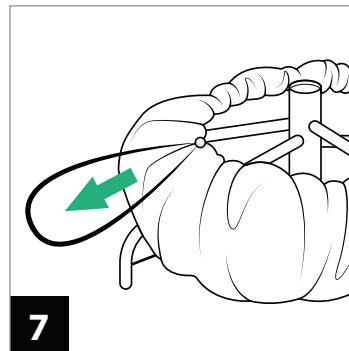


5 Locate the drawstring near the lower portion of the bag.

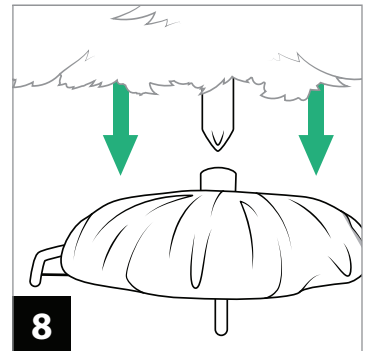


6 Tuck the fabric above the drawstring into the lower portion of the bag.

Do not cover the tree stand collar.



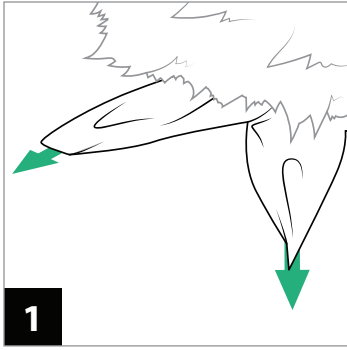
7 Tighten the drawstring to seal in the fabric and form a tree skirt.



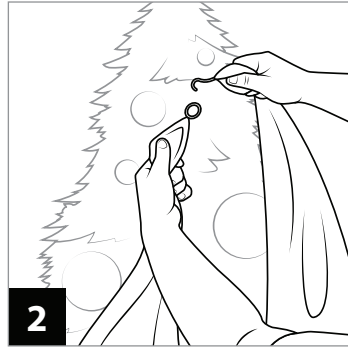
8 Follow your tree manufacturer directions to install the tree.

Storing your tree After Christmas

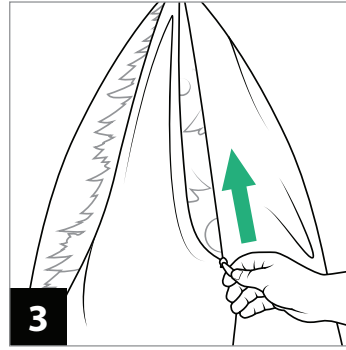
Do not disassemble your tree. Pull the bag up and over your tree After the holidays.



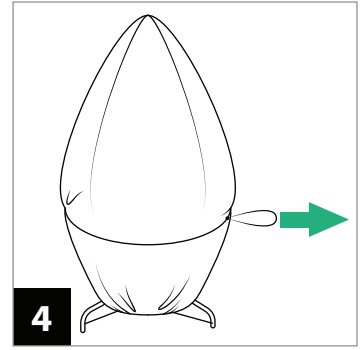
1
Loosen the drawstring and expand four sections flat on the ground around your tree.



2
Locate the section with the ring. Hook the other sections to this ring and place atop your tree.



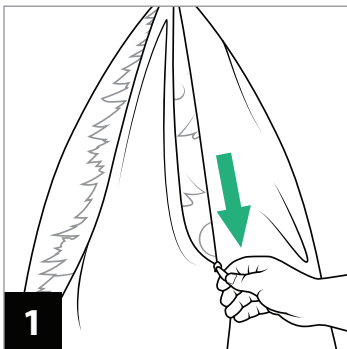
3
Starting at the bottom, zip up each section until your bag is fully closed.



4
Locate the drawstring and pull gently to further tighten and compress your tree.

Taking the Bag Down

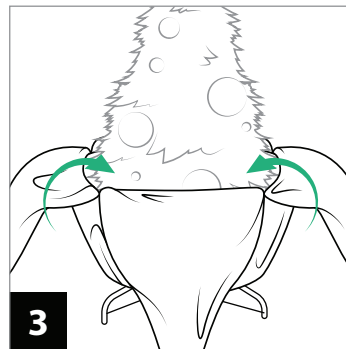
Christmas is back and it's time to get out the tree! Follow these instructions to return your bag to its tree skirt position



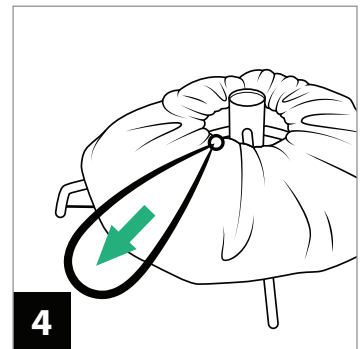
1
Release all drawstrings and unzip each section of the bag.



2
Grab the top of your tree bag and unhook each section.



3
Tuck the four sections of the bag inward toward the tree base.



4
Pull the drawstring to enclose the bag under your tree.

⚠ CAUTION



DO NOT lean the bag on its side and pull all the weight of the tree on one or two legs. Doing so could cause damage your tree stand, tree, or yourself. **ALWAYS** use caution when leaning the tree over. **DO NOT** put too much pressure on the stand while tipped as this could result in damaging the trunk of the tree. Use **CAUTION** when lifting the tree as it may be heavy. Use **EXTREME CAUTION** when moving the tree up or down stairs. Whenever possible, **USE TWO OR THREE PEOPLE TO STORE YOUR TREE.**