



# Xiaomi Mi 2 Band

## Fitness Tracker

Getting Started Guide

# What's in the box

Your Mi 2 Band box includes:



The Tracker



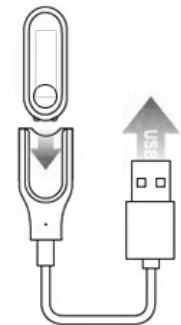
Sport Strap (Black)



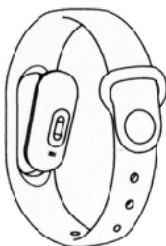
Charging Cable

## Setting up your Mi 2 Band

**Before you begin:** Ensure your tracker is fully charged before commencing set up. Using the supplied charging cable, insert the Mi 2 tracker into the cradle with the two gold plated connectors first. Connect the USB end of the cable to your computer or power adapter. The tracker will display a battery icon for 3 seconds. To fully charge the tracker typically takes about 2-3 hours. You can check on progress by tapping the touch button on the tracker.

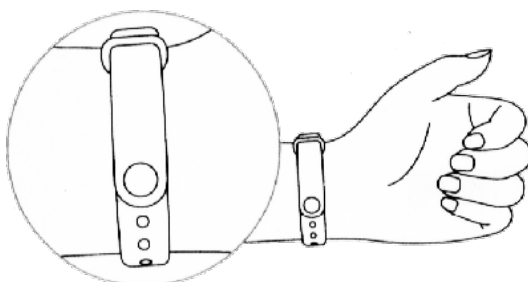


1



Insert your tracker into the rear of the strap. Insert the bottom edge of the tracker first. Press down on the top of the tracker to lock into position.


2



Place the Mi 2 Band on your wrist. Slide the band containing the pin through the band loop and snap into a comfortable position.

3

Download the “Mi Fit” app for iOS on the [App Store](#) and Android on [Google Play](#) to set up your Mi 2 Band.



**Important:** Bluetooth must be enabled on your phone.

**For iOS**

Home screen > Settings > Bluetooth > Bluetooth toggle button

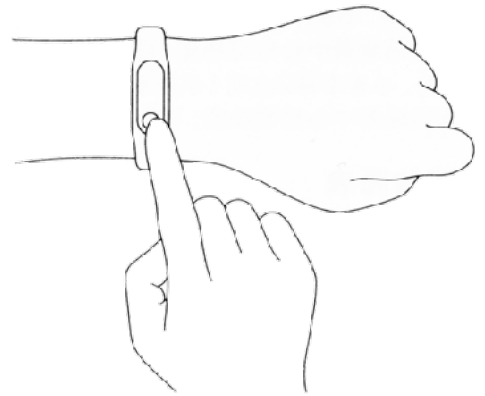
**For Android**

Home screen > Apps > Settings > Wireless and networks > Bluetooth toggle button


4

Open the Mi Fit app on your phone and select “Add Device”. Choose “Mi Band” from the devices list. Mi Fit will now search for your band.


Once found your Mi 2 Band will vibrate and ask you to tap the touch button. Now the set up is complete. Your Mi 2 Band will display the time whilst the Mi Fit app will display your health data and options for customising your Mi 2 Band.




## Using your Mi 2 Band



Time



Steps



Heart Rate

Now your Mi 2 Band is set up tap the touch button to display the current time. Press twice for the number of steps you have completed and again to see your heart rate. The Mi Fit app syncs with your Mi 2 Band automatically to provide even more data, and allow you to set a variety of alarms and alerts.

# Further Questions

For any questions about using your new Mi 2 Band or the Mi Fit app please check our website at [www.fit-band.co.uk](http://www.fit-band.co.uk) or [contact us](#).

## Glossary

Tracker - The removable device that tracks your steps, heart rate and displays the time.

Band - The TPSiV silicone strap that houses the tracker.

Mi 2 Band - The tracker and band combined.

Mi Fit - The companion app for iOS and Android devices.

FitBand - The independent fitness tracker store.

