



# LED SelecT8 Color Selectable

## Product Specifications



### Reasons to choose the LED SelecT8 Color Selectable Tubes from TCP

- Color selectable: Choose from 3500K, 4000K, 5000K
- > 50% Energy savings vs. 32W fluorescent
- Non-flickering
- Reduces inventory costs
- Rated for open or enclosed fixtures and damp locations
- Long Life: 50,000 hours
- Instant on/off, no start up time
- Use 1 SKU per job for multiple CCT requirements

### Ideal Applications

- Offices
- Restaurants
- Retail Stores
- Lobbies
- Schools
- Hospitals
- Warehouses
- Grocery

### Specifications:

Base Type.....	G13	Beam Angle.....	190°
Construction.....	Type A: Double ended	Field Angle.....	300°
.....	Type B: Single/Double ended	Ballast.....	Type A: Instant Start, Type B: Bypass
System Wattage:.....	Type A: 15W, Type B: 13.5W	Target Replacement Lamp.....	32W Fluorescent
Safety.....	cETLus	Operating Temperature.....	-20°C to 45°C
Environment.....	Damp/Dry Locations	Dimming.....	Not Dimmable
Enclosed.....	Suitable for enclosed luminaires	Glass.....	Frosted Glass
Rated Life.....	L70 50,000+ hours	Power factor.....	> .9



## LED SelecT8 Color Selectable

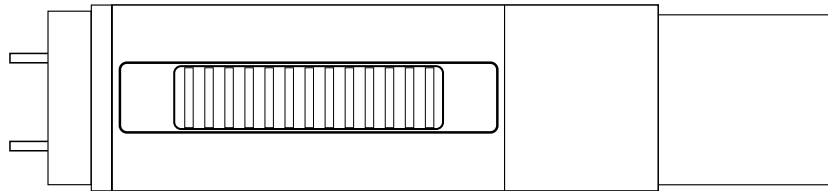
INDICATES BREX EXPRESS



Item#	Description	DLC#	Voltage	LED Watts	NBF System Watts	NBF Lumens	NBF LPW	Color Temp	CRI
<b>TYPE A 120-277V</b>									
LT812A50CCT	LED 12W 4' T8 Type A IS 35-40-50K	T80426CCT	120-277V	12	15	1800	121	3500K/4000K/5000K	80

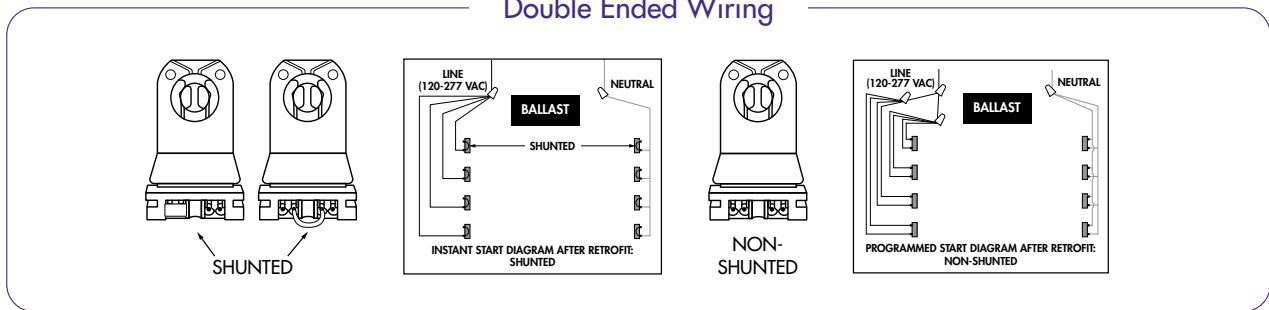
Item#	Description	DLC#	Voltage	LED Watts	Line Voltage Lumens	Line Voltage LPW	Color Temp	CRI
<b>TYPE B DOUBLE / SINGLE END WIRING 120-277V</b>								
LT813B2CCT	LED 13.5W 4' T8 2E BYPASS 35-40-50K	T804BD09CCT	120-277V	13.5	1800/1850/1850	133 / 137 / 137	3500K/4000K/5000K	80

Color Selectable Switch  
(3500K/4000K/5000K)

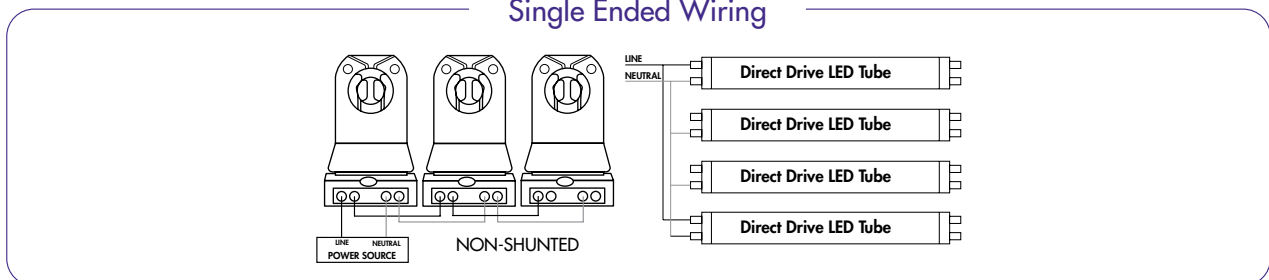


## Type B Wiring Diagrams:

### Double Ended Wiring



### Single Ended Wiring



Complete instructions [tcp.com](http://tcp.com) / Commercial Lighting / Business Resource Center

## Instant Start Ballasts Compatible with LED SelecT8

Manufacturer	Model #	Voltage
ESPEN	VE2P32MVHIPE	UNV
	VE4P32MVHIPE	UNV
GE	GE132MAX-L/ULTRA	UNV
	GE132MAX-P-N/ULTRA	UNV
	GE232MAX-347-N	347
	GE232MAX-N/ULTRA	UNV
	GE232MAX-G-N	UNV
	GE232MAX-P-N/ULTRA	UNV
	GE232MAX-H/ULTRA	UNV
	GE232MAX-P-H/ULTRA	UNV
	GE232MAX-P-L/ULTRA	UNV
	GE332MAX-L/ULTRA	UNV
	GE332MAX-N/ULTRA	UNV
	GE332MAX-P-N/ULTRA	UNV
	GE332MAX-G-N	UNV
	GE332MAX-H/ULTRA	UNV
	GE432MAX-P-L/ULTRA	UNV
	GE432MAX-G-N	UNV
	GE432MAX-N/ULTRA	UNV
	GE432MAX-H/ULTRA	UNV
	GE432MAX-P-H/ULTRA	UNV
	Osram/Sylvania	QHE2X32T8/UNV ISN-SC
QHE2X32T8/UNV ISL-SC		UNV
QHE2X32T8/UNV ISH-SC		UNV
QHE2X32T8/347 ISN-SC		347
QHE4X32T8/UNV ISN-SC		UNV
QHE4X32T8/UNV ISL-SC		UNV
QHE4X32T8/UNV ISH-SC		UNV
QHE4X32T8/UNV ISH		UNV
QTP2X32T8/UNV ISN-SC		UNV
QTP3X32T8/UNV ISN-SC		UNV
QTP2X32T8/UNV ISL-SC		UNV
QTP3X32T8/UNV ISL-SC		UNV
QTP2X32T8/UNV ISH-SC		UNV
QTP3X32T8/UNV ISH-SC		UNV
QTP4X32T8/UNV ISN-SC	UNV	
Philips/Advance	IOPA-2P32-LW-N	UNV
	IOPA-3P32-LW-N	UNV
	IOPA-4P32-LW-N	UNV
	IOPA-4P32-N	UNV
	IOPA-2P32-HL-N	UNV
	IOPA-3P32-HL-N	UNV
	IOPA-2P32-LW-SC	UNV
	IOPA-4P32-LW-SC	UNV
	IOP-2P32-LW-N	UNV
	IOP-3P32-LW-N	UNV
	IOP-4P32-LW-N	UNV
	IOP-3P32-N	UNV

Manufacturer	Model #	Voltage
Philips/Advance (cont.)	ICN-1P32-N	UNV
	ICN-2P32-N	UNV
	ICN-3P32-N	UNV
	ICN-2P32-SC	UNV
	ICN-4P32-N	UNV
	GOPA-2P32-SC	347
	GOPA-4P32-SC	347
	REL-2P32-SC	UNV
	REL-2P32-RH-TP	UNV
	VEL-2P32-SC	UNV
	VEL-4P32-SC	UNV
	IOP-3P32HL-90L-SC	UNV
	VOP-2P32-LW	277
	GEL-2P32-SC	347
	GEL-3P32-SC	347
	IOPA-3P32-N	UNV
	IOPA-2P32-N	UNV
	ICN-3P32-SC	UNV
	GEL-3P32-RH-TP	UNV
	GOPA-2P32-N	347
Standard	E432T8IS120/N/AS	UNV
	E232T8IS120/N/AS	UNV
	E432PI347G0/347	347
	E232T8IS347/H/90C	347
	E432T8IS347/H/90C	347
TCP	E2P32ISUNVE	UNV
	E2P32ISUNVHE	UNV
	E2P32ISUNVLE	UNV
	E3P32ISUNVE	UNV
	E3P32ISUNVHE	UNV
	E3P32ISUNVLE	UNV
	E4P32ISUNVE	UNV
	E4P32ISUNVHE	UNV
	E4P32ISUNVLE	UNV
	E2P32IS120RES	UNV
Universal	B132IUNVHP-N	UNV
	B232IUNVHP-N	UNV
	B232IUNVEL-A rev D	UNV
	B232I277RH-A	277
	B232IUNVHP-N	UNV
	B332IUNVHP-A	UNV
	B432I277RH-A	277
	B432I120RH-A	UNV
	B232I120RH-A*	UNV
	B432IUNVHP-A	UNV
B232IUNVHP-N010C	UNV	
B232IUNVEL-A	UNV	
Keystone	KTEB-232-UVIS-NP	UNV

\*Requires 5 minutes of warm up time

Instant Start Ballasts Not Recommended for use with LED SelecT8 include:  
Philips/Advance: IOP-3P32-LW-SC, IOP-2P32-LW-SC

### Emergency Ballasts Compatible with LED Type A Select8

Manufacturer	Model #
BODINE	ELIS-20
	ELIS-100
IOTA	ILBLP CP3 - HE SD HV

### Emergency Ballasts Compatible with LED Type B Select8

Manufacturer	Model #
BODINE	ELIS-20
	ELIS-100
IOTA	ILBLP CP3 - HE SD HV

Ballast compatibility tests are performed under a controlled lab environment. Field conditions may vary from this type of environment. Ballasts may differ by age and could have undergone revisions under the same item number affecting compatibility. Compatibility may also extend beyond this list. TCP recommends trying a few ballast-lamp combinations in an on-site test to ensure compatibility and performance before a major installation.