

EZ ELECTRIC POWER STEERING



Installation manual
De Tomaso Pantera

Contents




1. Check tire pressure and take the car for a test drive, check the steering system for faults, if all OK then continue with the conversion.
2. Locate a ignition switched feed wire to control the powersteering unit (see point 13). Disconnect the battery earth.




3. Remove steering wheel.




4. Remove covers and steering column switches.




5. Remove mounting bolt from the lower u-joint.




6. Remove the mounting bolts from the steering column.




7. Steering column can now be taken out of the car. (take care with the ignition switch with wires!) Remove the ignition switch from the original steering column and fit it to the powersteering unit.




8. The original sliding shaft can be pulled out the original axle. Remove the plastic guides from the original axle and fit them to the new one.







9. To give the powersteering unit enough clearance some material needs to be removed around it. See photo's and supplied template for this.



10. Slide the axle from the powersteering unit (with unit) into the original steering shaft. Watch the plastic guides. Mount the unit with bolts to secure it.



11. Fit the speed signal adaptor between the speedometer cable and gearbox.



12. Connect the wire harness with the power steering ECU.

13. Connect the thick red wire (30+) via the fuse holder directly with the battery +

14. Connect the thin red wire (15+) with an ignition switched feed. See point 2.

15. Connect the black wire (31-) with a suitable earth point.

16. Connect the speed signal wires via the connector with the corresponding wires (green/yellow, brown, blue)



17. Fit the steering column switches with the covers at the steering column.



18. Fit the steering wheel (Look at the right position) reconnect the battery earth.

18. When the ignition is turned on, a click should be noticeable from the powersteering ECU. The system is operational now, check this. Also check the function from the steering column switches. If all OK, take the car for a test drive and recheck all systems!

