



**Two Brothers Racing**  
U.S.A.  
Absolute Top Level®

401 South Grand Ave., Santa Ana, CA 92705  
Tel: 714.550.6070 Fax: 714.550.9661 www.twobros.com

## YAMAHA ZUMA 50F

V.A.L.E.™ Full Exhaust System with M-2 Canister  
Part # 005-3170106V / 005-3170107V / 005-3170108V











### Parts List

Qty.	Description	Part Number
1	Muffler Canister M-2	Varies
1	Header	005-31701H
1	Muffler Clamp	Varies
1	HARDWARE KIT	005-317-3
1	X-Ring Kit Black	005-7-2-3KIT
1	Ruckus Vale Adapter	005-245-V
1	Permatex Ultra Black Gasket Maker	031-P22072
2	8x25mm Socket Head Cap Screw	005-SH825
1	8x16mm Flange Bolt	005-FB816
1	8mm Flange Nut	005-FN8
1	YAM Zuma 50 Mounting Bracket	005-317-B
2	M8 Split "High Collar" Lock	005-WL8
1	TBR Sticker Kit	015-10212
1	6x14 Socket Head Cap Screw	005-SH614


### IMPORTANT - PLEASE READ CAREFULLY

*We recommend that this performance part be installed by a qualified motorcycle technician. If you have any doubts as to your ability to install this performance part, please consult with your local motorcycle dealer. Read all instructions first before starting installation. Make sure the motorcycle and exhaust system are completely cool before starting the installation. Also, make sure the bike is secure on a centerstand or ideally a service lift during installation. Be sure to save all stock components for possible use later.*

### Installation Instructions

1. Make sure the bike is completely cool before starting the installation. Make sure the bike is secure on a centerstand or ideally a service lift.
2. Remove OEM exhaust assembly.
 


3. Remove gasket between header pipe and cylinder head. This gasket will be used with the TBR header.
4. Install TBR mounting bracket using the supplied 8x25mm socket head cap screws and lock washers.
 
5. Install TBR Header pipe using the OEM gasket between header pipe and cylinder head, use OEM nuts.
6. Use a small amount of high temp silicone at slip-fit joint of pipe adapter.
 

7. Loosely attach pipe adapter to muffler using the supplied X-Ring and 4 6x14mm socket head cap screws.
 
8. Install TBR muffler and rubber lined muffler clamp and retain it with the supplied 8x16mm Flange bolt and nut.
 
9. Attach fender to mounting bracket with the OEM bolt nut and supplied 6x14 sock head cap screw.

10. You can either remove air induction hose from scooter or just attach to the socket head bolt on the muffler bracket.



11. Check for alignment and tighten the 4 6x14mm X-Ring bolts.
12. Double check your work.
13. Before you run the bike, clean off all fingerprints and dirt, as any oily residue will etch the metal and become somewhat permanent when the system gets hot. Run the bike and enjoy. It is normal for some white smoke to appear the first time you start the bike. This is packing/manufacturing oil from inside the pipe burning off. Check for gaps or leaks. If you find a leak, a little high temperature silicon sealant should fix it. After 50 to 100 miles, recheck all fasteners for tightness.

#### Care & Cleaning / Warranty

Care & Cleaning Stainless Header System: Carbon Fiber Mufflers: Aluminum

Mufflers:

Warranty Information

Two Brothers Racing products are intended for closed course competition purposes only, and therefore are sold "as is" without warranty. Two Brothers Racing specifically disclaims any warranties of merchantability or fitness for a particular purpose and disclaims all responsibility for consequential and incidental damages or any other losses arising from the use of these products or parts.



401 South Grand Ave., Santa Ana, CA 92705  
Tel: 714.550.6070 Fax: 714.550.9661 www.twobros.com

### YAMAHA ZUMA 50F

V.A.L.E.™ Full Exhaust System with M-2 Canister  
Part # 005-3170106V / 005-3170107V / 005-3170108V



#### Parts List

Qty.	Description	Part Number
1	Muffler Canister M-2	Varies
1	Header	005-31701H
1	Muffler Clamp	Varies
1	HARDWARE KIT	005-317-3
1	X-Ring Kit Black	005-7-2-3KIT
1	Ruckus Vale Adapter	005-245-V
1	Permatex Ultra Black Gasket Maker	031-P22072
2	8x25mm Socket Head Cap Screw	005-SH825
1	8x16mm Flange Bolt	005-FB816
1	8mm Flange Nut	005-FN8
1	YAM Zuma 50 Mounting Bracket	005-317-B
2	M8 Split "High Collar" Lock	005-WL8
1	TBR Sticker Kit	015-10212
1	6x14 Socket Head Cap Screw	005-SH614