



401 South Grand Ave., Santa Ana, CA 92705
Tel: 714.550.6070 Fax: 714.550.9661 www.twobros.com

Honda GROM

Stainless Steel Full System with S1R Canister
Part # 005-3740105-S1



IMPORTANT - PLEASE READ CAREFULLY

Two Brothers Racing products are intended for closed course competition purposes only. We recommend that this performance part be installed by a qualified motorcycle technician. If you have any doubts as to your ability to install this performance part, please consult with your local motorcycle dealer. Read all instructions first before starting installation. Make sure the motorcycle and exhaust system are completely cool before starting the installation. Also, make sure the bike is secure on a center stand or ideally a service lift during installation. Be sure to save all stock components for possible use later.

Warranty

Two Brothers Racing products are intended for closed course competition purposes only, and therefore are sold "as is" without warranty. Two Brothers Racing specifically disclaims any warranties of merchantability or fitness for a particular purpose and disclaims all responsibility for consequential and incidental damages or any other losses arising from the use of these products or parts.

Installation Instructions


1. Make sure the bike is completely cool before starting the installation. Make sure the bike is secure on a center stand or ideally a service lift.
2. Remove muffler heat shield bolt.



3. Remove heat shield by sliding shield forward on the muffler.



4. Loosen muffler joint clamp. This is accessible from left side of motorcycle.




5. Remove muffler mounting bolts.




6. Remove OEM muffler assembly.




7. Remove OEM header heat shield.



8. Remove OEM header hardware.



9. Install TBR header assembly using OEM hardware and gasket.



10. Install TBR slip tube.



11. Slide S1R muffer onto TBR slip tube and attach using supplied muffer springs.





401 South Grand Ave., Santa Ana, CA 92705
 Tel: 714.550.6070 Fax: 714.550.9661 www.twobros.com

**Honda
GROM**

Stainless Steel Full System with S1R Canister
 Part # 005-3740105-S1



| Qty. | Description | Part Number |
|------|------------------------------|-------------|
| 1 | Muffler Canister S1R | Varies |
| 1 | Slip Tube | 005-37401S |
| 1 | Honda Grom Header | 005-37401H |
| 2 | 45mm Extension Spring | 005-S45 |
| 1 | 8x75mm Socket Head Cap Screw | 005-SH875 |
| 1 | 50mm Aluminum Spacer | 005-S-50 |
| 1 | 8mm Flange Nut | 005-FN8 |
| 1 | Anti-Seize | 031-P09105 |

Installation Instructions



12. Install supplied 8x75mm socket head cap bolt, spacer, and nut to mount muffler.



- Double check to make sure that all hardware is tightened.
- Before you run the bike, clean off all fingerprints and dirt, as any oily residue will etch the metal and become somewhat permanent when the system gets hot. Run the bike and enjoy. It is normal for some white smoke to appear the first time you start the bike. This is packing/manufacturing oil from inside the pipe burning off. Check for gaps or leaks. If you find a leak, a little high temperature silicon sealant should fix it. After 50 to 100 miles, recheck all fasteners for tightness.



Care & Cleaning / Warranty

Care & Cleaning

Keep system free of dirt and moisture. Store in a cool, dry place. For cleaning use a mild spray cleaner. Always apply cleaner or polish with a soft, clean cloth.

Stainless Header System: Polished stainless steel pipes will turn a light golden hue after a few heat cycles, this is a normal characteristic of high quality stainless steel.

Carbon Fiber Mufflers: Always make sure the fiberglass packing inside is in good condition and not burned out, as exhaust heat inside an empty canister will deteriorate the Carbon Fiber sleeve. TBR sells repack kits (TBR part # 005-10038) that include new rivets and repack material as well as a drill bit (#30), making it easy to do yourself. Also, NEVER dyno test your bike with carbon fiber mufflers installed - the intense heat and lack of cooling air can quickly cause the CF material to burn. Two Brothers Racing does not provide a warranty for burned carbon fiber.

Aluminum Mufflers: Use an aluminum or mag wheel polish such as Mother's to restore the bright finish to factory spec.