



401 South Grand Ave., Santa Ana, CA 92705
Tel: 714.550.6070 Fax: 714.550.9661 www.twobros.com



2008-09 Yamaha TMAX

V.A.L.E.™ Full Exhaust System with M-2 Canister
Part # 005-2460106V / 005-2460107V / 005-2460108V



Parts List

Qty.	Description	Part Number
1	Muffler Canister M-2	Varies
1	Header Kit	005-24601H
1	Muffler Clamp	Varies
1	HARDWARE KIT	005-246-3
2	X-Ring (half)	005-7-2-3
1	34mm AL Black Spacer	005-S-34
1	Barrel Clamp	005-27-55MSH
1	8mm Flange Nut	005-FN8
1	8x60mm Socket Head Cap Screw	005-SH860
4	6x14mm Socket Head Cap Screw	005-SH614
4	6mm Split Lock Washer	005-WL6
1	Permatex Ultra Black Gasket Maker	031-P22072
1	5mm Long Handle Ball End Hex Key	005-9-18610
1	T20Torx Short Hex Key	005-9-15820
1	TBR Sticker Kit	015-10212

IMPORTANT - PLEASE READ CAREFULLY

We recommend that this performance part be installed by a qualified motorcycle technician. If you have any doubts as to your ability to install this performance part, please consult with your local motorcycle dealer. Read all instructions first before starting installation. Make sure the motorcycle and exhaust system are completely cool before starting the installation. Also, make sure the bike is secure on a centerstand or ideally a service lift during installation. Be sure to save all stock components for possible use later.

Installation Instructions

1. Make sure the bike is completely cool before starting the installation. Make sure the bike is secure on a centerstand or ideally a service lift.
2. Remove header flange nuts from both header pipes.



3. Remove pipe cover to expose O2 sensor and remove sensor from OEM header.



4. Remove muffler mounting bolts to remove exhaust assembly.



5. Loosely install TBR header pipes, longer header installs on the left side (inside).


6. Instal TBR merge collector using a small amount of high-temp silicone on both slip fit joints.




7. Loosely install slip-tube to muffler assembly by attaching the X-ring to muffler with the supplied 6x14mm socket head cap screw and provided lock washers.




8. Install muffler assembly using the supplied barrel clamp at pipe joint.



9. Slide rubber-lined muffler clamp over muffler assembly and attach to OEM mounting position using the supplied spacer, bolt and nut.



10. Install springs.



11. Check alignment and tighten muffler mount, X-ring bolts and flange nuts.



12. Before you run the bike, clean off all fingerprints and dirt, as any oily residue will etch the metal and become somewhat permanent when the system gets hot. Run the bike and enjoy. It is normal for some white smoke to appear the first time you start the bike. This is packing/manufacturing oil from inside the pipe burning off. Check for gaps or leaks. If you find a leak, a little high temperature silicon sealant should fix it. After 50 to 100 miles, recheck all fasteners for tightness.



401 South Grand Ave., Santa Ana, CA 92705
Tel: 714.550.6070 Fax: 714.550.9661 www.twobros.com



2008-09
Yamaha TMAX
V.A.L.E.™ Full Exhaust System with M-2 Canister
Part # 005-2460106V / 005-2460107V / 005-2460108V



Care & Cleaning / Warranty

Care & Cleaning

Keep system free of dirt and moisture. Store in a cool, dry place. For cleaning use a mild spray cleaner. Always apply cleaner or polish with a soft, clean cloth.

Stainless Header System: Polished stainless steel pipes will turn a light golden hue after a few heat cycles, this is a normal characteristic of high quality stainless steel.

Carbon Fiber Mufflers: Always make sure the fiberglass packing inside is in good condition and not burned out, as exhaust heat inside an empty canister will deteriorate the Carbon Fiber sleeve. TBR sells repack kits (TBR part # 005-10038) that include new rivets and repack material as well as a drill bit (#30), making it easy to do yourself. Also, NEVER dyno test your bike with carbon fiber mufflers installed - the intense heat and lack of cooling air can quickly cause the CF material to burn. Two Brothers Racing does not provide a warranty for burned carbon fiber.

Aluminum Mufflers: Use an aluminum or mag wheel polish such as Mother's to restore the bright finish to factory spec.

Warranty Information

Two Brothers Racing products are intended for closed course competition purposes only, and therefore are sold "as is" without warranty. Two Brothers Racing specifically disclaims any warranties of merchantability or fitness for a particular purpose and disclaims all responsibility for consequential and incidental damages or any other losses arising from the use of these products or parts.

005-2460106V

005-2460107V

005-2460108V



Qty.	Description	Part Number
1	Muffler Canister M-2	005-206M
1	Header	005-24601H
1	Muffler Clamp	005-2C
1	HARDWARE KIT	005-246-3
2	X-Ring (half)	005-7-2-3
1	34mm AL Black Spacer	005-S-34
1	Barrel Clamp	005-27-55MSH
1	8mm Flange Nut	005-FN8
1	8x60mm Socket Head Cap Screw	005-SH860
4	6x14mm Socket Head Cap Screw	005-SH614
4	6mm Split Lock Washer	005-WL6
1	Permatex Ultra Black Gasket Maker	031-P22072
1	5mm Long Handle Ball End Hex Key	005-9-18610
1	T20 Torx Short Hex Key	005-9-15820
1	TBR Sticker Kit	015-10212

Qty.	Description	Part Number
1	Muffler Canister M-2	005-207M
1	Header	005-24601H
1	Muffler Clamp	005-2C1
1	HARDWARE KIT	005-246-3
2	X-Ring (half)	005-7-2-3
1	34mm AL Black Spacer	005-S-34
1	Barrel Clamp	005-27-55MSH
1	8mm Flange Nut	005-FN8
1	8x60mm Socket Head Cap Screw	005-SH860
4	6x14mm Socket Head Cap Screw	005-SH614
4	6mm Split Lock Washer	005-WL6
1	Permatex Ultra Black Gasket Maker	031-P22072
1	5mm Long Handle Ball End Hex Key	005-9-18610
1	T20 Torx Short Hex Key	005-9-15820
1	TBR Sticker Kit	015-10212

Qty.	Description	Part Number
1	Muffler Canister M-2	005-1208M
1	Header	005-24601H
1	Muffler Clamp	005-2C2
1	HARDWARE KIT	005-246-3
2	X-Ring (half)	005-7-2-3
1	34mm AL Black Spacer	005-S-34
1	Barrel Clamp	005-27-55MSH
1	8mm Flange Nut	005-FN8
1	8x60mm Socket Head Cap Screw	005-SH860
4	6x14mm Socket Head Cap Screw	005-SH614
4	6mm Split Lock Washer	005-WL6
1	Permatex Ultra Black Gasket Maker	031-P22072
1	5mm Long Handle Ball End Hex Key	005-9-18610
1	T20 Torx Short Hex Key	005-9-15820
1	TBR Sticker Kit	015-10212