



FOR MORE
DIY IDEAS
VISIT:

[www.rico-design.de/en/
collections/patterns/](http://www.rico-design.de/en/collections/patterns/)

Free knitting instructions

SOFT BABY BLANKET

Creative Cotton Dégradé:
Soft baby blanket in a modern shade of pink



STEP BY STEP

Baby blanket

Measurements

60 x 80 cm (23 ½ x 31 ½ in)

Material overview

1 pair of 3.5 mm (UK 9 – USA 4)
Rico knitting needles
Creative Cotton Dégradé
1 / Shade 003 (Rose) 200 g

Tension

25 sts and 40 rows over stocking
stitch on 3.5 mm needles to 10
cm, 4 in or the size required to give
correct tension – if fewer stitches
use a thinner needle, if more use a
thicker needle.

Instruction

Using 3.5 mm needles and thumb
method cast on 150 sts.
1st row. Knit.
This row forms g-st.
Work in g-st until the ball is used up
and work measures 80 cm. Cast off.

Finitions

Weave in any loose ends. Lightly
spray the blanket with water or
cover with a damp cloth, block
according to measurements and
leave to dry. See ball band for
washing and further care
instructions.


Creative Cotton Dégradé



383225.007



383225.003




383225.002



383225.004



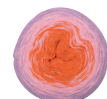
383225.001



383225.005



383225.008



383225.009



383225.006



383225.010