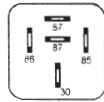


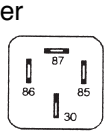
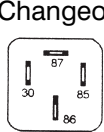
RELAYS and MOUNTS

Protection - R = Resistor
X = Diac

* All have 5 pins




Part No.	Description
P1512R	12V Normally Open
P1512X	12V Normally Open
P1524R	24V Normally Open
BMR1	12V Bosch Normally Open
BMR2	12V Bosch (No Bracket)
BMR3	12V Changeover
BMR124	24V Normally Open
BMR324	24V Changeover



Part No.	Description	Pins
P1412RE	Normally Open 12V (European)	4
P1412RA	Normally Open 12V	4



Part No.	Description	Pins
P2512R	Changeover 12V	5
P2512X	Changeover 12V	5
P2524R	Changeover 24V	5
PJ1412R	Parallel Pins 12V	4





Micro Relays

Part No.	Description	Pins
MCR N/O	12V Normally Open	4*
MCR C/O	12V Changeover	5*
MCR24 N/O	24V Normally Open	4*
MCR24 C/O	24V Changeover	5*
PM1412X	12V Normally Open	4*
PM2512X	12V Changeover	5*
MCR280 C/O	12V Changeover	5 ^
MCR280 N/O	12V Normally Open	4 ^
UMCR N/O	12V Ultra Micro Relay Normally Open	4°

Heavy Duty Relays

Part No.	Description	Pins	Fig.
BRH	12V N/O Heavy Duty 75A	4	1.
CHR70	12V Cole Hersee 70A	4	2.
CHR70 C/O	Changeover 80A	5	2.



Flasher Relay



Part No.	Description	Fig
P122	2 Pin Electro Mechanical 12V	1
P123	3 Pin Electro Mechanical 12V	2
P1230	3 Pin Super Electronic 12V	
N68251	3 Pin LED 12V	


24V Available

Diodes



Part No.	Amp	Description	Pack
IN4007/25	1 Amp	Blocking Diode	25
IN5408/25	3 Amp	Blocking Diode	25
PG600/10	6 Amp	Blocking Diode	10

Mini/Micro Relay Adaptors



Part No.	Description	Fig
MRA1	Plug On	1
MRA2	Suits Commodore Fuse Box	2
MRA3	Screw Attachment - Stackable	3
MRA3B	As above (Bosch)	3
MCRA/K	Micro Relay Adaptor Including Terminals	4
MRA6/K	Heavy Duty Relay Adapter	

Part No.	Description
RAW	Wired MRA1
Terminal - 30 - 1m - Red 4mm Cable	
Terminal - 87 - 1m - Brown 4mm Cable	
Terminal - 86 - 1m - Green 3mm Cable	
Terminal - 85 - 145mm - Black (Neg.) 3mm Cable	
RAWA3	Wired MRA3



Voltage Sensitive Relay

Part No.	Description
VSR 2	Dual Battery System Relay for Modern Vehicle Setup Cuts in at 13.2V




SOLENOIDS and SWITCHES

Continuous Duty Solenoids

Cole Hersee

Part No.	Voltage	Terminals
B24059	12	4
B24063	24	4
Changeover		
B24401	12	6
B24402	24	6
Intermittent		
B24037	12	3



Latching Solenoids

Requires push button to switch "on" & same push button to switch "off". Draws approx. 4 amps on switching only

Part No.	Voltage	Terminals
B24200	12	4



200 Amp Continuous Solenoid

Part No.	Voltage	Terminals
B24143	12	4
B24144	24	4



Others Solenoids available on request

Dual Battery Selector Switch

Cole Hersee


Part No.	Description
BM750	Multi Function Switch for marine dual battery applications




Headlight Switches

Cole Hersee

Part No.	Description
B72079-01	Rotary Switch



Part No.	Description
B7124-06	Push Pull Style Switch



Wiper Switch

Cole Hersee


Part No.	Description
B75228-03	Rotary Switch with push to wash




Dipper Switches

Cole Hersee

Part No.	Description
B7702	Ford Type




Part No.	Description
B1634	Holden Type



Start Switch

Cole Hersee

Part No.	Description
B9060	Foot operated with Long Stem



Reverse Lamp Switch

Cole Hersee

Part No.	Description
B91113	Suits Road Ranger Gear Box Normally Off



Stop Light Switch

Part No.	Description
BSH600	Metal Universal with 10mm Stem



Ignition Switches

Cole Hersee

Part No.	Description
BM550	Brass 3 Position Switch with 20mm Stem
B9579	4 Position Switch with 20mm Stem



Micro Switch

Part No.	Description
T27166	Universal Spring Arm Actuated. Suitable for Reverse Alarm



SWITCHES

Push Button Switches

Cole Hersee

Part No. **Description**
 B90030 Momentary On Heavy Duty with Silver Contacts, Rubber Cover and Screw Terminals



Part No. **Description**
 BC937 Momentary On Push Button with Plastic Stem & Push On Terminals



Part No. **Description**
 BC938 Momentary On Push Button with protective metal shroud



Battery Master Switches

Part No. **Description**
 BMS5 Heavy Duty 250 Amps Continuous



Part No. **Description**
 E420 100 Amp Continuous Removable Red Key (E421)
 B75910 Metal/Chrome Key



Rocker Switches

Cole Hersee

25 Amp Silver Contacts including Gasket Seal under Rocker and Push on Terminals.

Panel cut out size 36.83mm x 21.08mm

Single Pole

Part No. **Description**
 B58027-01 Off/On
 B58027-02 Off/Mom On
 B58027-03 On/Off/On
 B58027-04 Mom On/Off/Mom On



B58328-04 Off/On with 12 Volt Red Pilot
 B58328-11 Off/On with 12 Volt Green Pilot
 B58328-12 Off/On with 12 Volt Clear Pilot
 B58328-13 Off/On with 12 Volt Amber Pilot
 B58328-36 On/Off/On with 12 Volt Red/Green Pilots
 B58328-55 Off/On with 12 Volt Blue Pilot
 B58328-58 Off/On with 24 Volt Red Pilot
 B58328-62 Off/On with 24 Volt Amber Pilot



Double Pole

Part No. **Description**
 B58027-07 On/Off/On
 B58027-11 Mom On/Off/Mom On



Carling Rocker Switches

Switch and Actuator sold Separately

Panel cut out size 36.83mm x 21.08mm

Single Pole

Part No. **Volts** **Description**
 S403V-12A 12 Off/On Amber
 S403V-12G 12 Off/On Green
 S403V-12R 12 Off/On Red
 S403V-24A 24 Off/On Amber
 S403V-24R 24 Off/On Red
 S508V-12R 12 Off/Mom On. Red
 S508V-24R 24 Off/Mom On. Red



Switch and Actuator sold as one



Single Pole

Part No. **Volts** **Description**
 R101 12/24 On/Off/On
 R403 12/24 Off/On
 R508 12/24 Off/Mom On

Double Pole

Part No. **Volts** **Description**
 R102 12/24 On/Off/On (Illumination Available)
 R302 12/24 Mom On/Off/Mom On
 R402 12/24 On/On Changeover
 404 12/24 Off/On

Headlight Switch

R511 12/24 Off/On/On Collective

Actuators Symbol List

Part No. **Description**

R2-0	Blank No Window	
R2-1	Blank Window	
R2-1-02	Horn	
R2-1-06	Differential Lock	
R2-1-07	Fan	
R2-1-09	Spotlight	
R2-1-10	High Beam	
R2-1-11	Air Conditioning	
R2-1-13	Fog Light	
R2-1-14	Side Marker Lamp	
R2-1-16	Increase Speed	
R2-1-18	Interior Dome	
R2-1-19	Rotating Beacon	
R2-1-22	Worklamps	
R2-1-24	Strobe Lights	
R2-1-30	Auxillary	AUX
R2-1-31	Front Auxillary Lights	
R2-1-32	Rear Auxillary Lights	

Others Available on request.



SWITCHES, ACCESSORIES and MISC. PLUG KITS

Carling Switch Accessories

Part No.	Description
VMS	Single Switch Mount
VME	Switch Mount End
VMM	Switch Mount Middle
VHP	Switch Blanking Plate




Part No.	Description
VCH/K	Switch Plug Kit Including Terminals (H1074)



Part No.	Description
VRT	Actuator Removal Tool



Heavy Duty Toggle Switches Carling & Cole Hersee



Single Pole

Part No.	Description	Terminals	
		No.	Type
B5582	Off/On	2	Screw
B55014	Off/On	2	Push On
B5584	On/On C/Over	3	Screw
B5584QC	On/On C/Over	3	Push On (O Ring)
B5586	On/Off/On	3	Screw
B5586QC	On/Off/On	3	Push On (O Ring)
B55020	Off/Mom On	2	Screw
B55021	Mom On/Off Mom On	3	Screw
B55021QC	Mom On/Off Mom On	3	Push On
B55055	Off/On (Long Toggle)	2	Screw
B55088	On/Off/Mom On	3	Screw

Double Pole

Part No.	Description	Terminals	
		No.	Type
B55017	Off/On	4	Push On
B55018	On/On C/Over	6	Push On
B55019	On/Off/On	6	Push On
B5592	On/Off/On	6	Screw
B55057	On/Off/On (Long T)	6	Push On
B55065-03	Mom On/Off/Mom On	6	Push On
B55065-02	Mom On/Off/Mom On (Long Toggle)	6	Push On



Toggle Switch Accessories

Part No.	Description
B81264	Weather Proof Rubber Boot with Brass Nut
BM331	Weather Proof Rubber Boot



Part No.	Description
TC1	Toggle Switch Cover Protects Toggle when not in use. Suits most Metal Switches



Miscellaneous Plug Kits

Metripack 630

Part No.	Description
MP630/3K	3 Pin Heavy Duty Weather Proof Connector Kit



Part No.	Description
TPKAU	Trailer Plug Kit to suit AU Falcon



Part No.	Description
TTP/K	Trailer Plug Kit to suit Toyota



Part No.	Description
FRPAU	16 Way AU Falcon Radio Plug Kit



Part No.	Description
VTPS	Phone Socket Kit to suit VT Commodore



Part No.	Description
VYPS	Phone Socket Kit to suit VY Commodore

