

Cable Sizing Chart



Single Core Automotive

Auto Size	Nom Area mm ²	Nom O.D.mm	Amp Rating	Part # Prefix	Gauge Guide
3mm	1.13	2.2	20	C16	○
4mm	1.84	2.6	28	C14	○
5mm	2.90	3.0	37	C12	○
6mm	4.59	4.0	48	C10	○

Thin Wall Single Core Automotive

Auto Size	Nom Area mm ²	Nom O.D.mm	Amp Rating	Part # Prefix	Gauge Guide
2mm	0.5	1.5	10	C18TW	○
3mm	1.0	2.0	15	C16TW	○
4mm	2.0	2.55	20	C14TW	○

Double Insulated (Gas) Automotive

Auto Size	Nom Area mm ²	Nom O.D.mm	Amp Rating	Part # Prefix	Gauge Guide
3mm	1.13	3.8	20	C16DI	○
4mm	1.84	4.2	28	C14DI	○
5mm	2.90	4.9	37	C12DI	○
6mm	4.59	5.7	48	C10DI	○

High Tension Automotive

Auto Size	Nom Area mm ²	Nom O.D.mm	Amp Rating	Part # Prefix	Gauge Guide
3mm	1.13	7.0	20	C7HT	●

Cable Sizing Chart



Figure 8

Auto Size	Nom Area mm ²	Nom O.D.mm	Amp Rating	Part # Prefix	Gauge Guide
2 x 2mm	0.44	2.4 x 4.8	2.5	C20T	
2 x 2.5mm	0.75	2.6 x 5.1	5	C18T	
2 x 3mm	1.13	2.6 x 5.9	10	C16T	
2 x 4mm	1.84	3.1 x 6.7	15	C14T	

Twin Sheath Automotive

Auto Size	Nom Area mm ²	Nom O.D.mm	Amp Rating	Part # Prefix	Gauge Guide
2 x 2mm	0.56	3.1 x 5.1	8	C2/18	
2 x 3mm	1.13	3.3 x 5.5	16	C2/16	
2 x 4mm	1.84	3.8 x 6.3	22	C2/14	
2 x 5mm	2.90	4.5 x 7.4	29	C2/12	
2 x 6mm	4.59	5.7 x 9.6	38	C2/10	
2 x 8 B&S	7.71	7.1 x 12.5	59	C2/8	
2 x 6 B&S	13.5	8.8 x 16	82	C2/6	
2 x 2 B&S	32.07	13.4 x 24.6	150	C2/2	

Cable Sizing Chart



Multi-Core Sheathed Automotive

Auto Size	Nom Area mm ²	Nom O.D.mm	Amp Rating	Part # Prefix	Gauge Guide
3 x 3mm	1.13	5.7	14	C3/16	
3 x 4mm	0.92	6.7	12	C4/16	
5 x 2mm	0.56	6.0	7	C5/18	
5 x 3mm	1.13	4.0	11	C5/16	
5 x 4mm	1.84	8.2	15	C5/14	
7 x 2mm	0.56	6.7	5	C7/18	
7 x 3mm	1.13	7.7	10	C7/16	
7 x 4mm	1.84	8.9	14	C7/14	
2 x 6mm 1 x 5mm 1 x 3mm	4.59 2.90 1.13	10	38 37 20	C4/6653	










Security/Data

Auto Size	Nom Area mm ²	Nom O.D.mm	Amp Rating	Part # Prefix	Gauge Guide
-	0.44	6.3	3	C SEC.14208	
-	0.75	6.8	6	C2SC24/.2	
-	0.50	5.8	3	C2SC7/.3-100	
-	0.44	4.8	3	C4/SEC.5/100	



Cable Sizing Chart



Battery Automotive

Auto Size	Nom Area mm ²	Nom O.D.mm	Amp Rating	Part # Prefix	Gauge Guide
8 B&S	7.71	5.5	74	C8	
6 B&S	13.5	7.2	103	C6	
4 B&S	20.26	8.3	135	C4	
3 B&S	26.45	10.2	168	C3	
2 B&S	32.07	11.3	188	C2	
1 B&S	39.55	12.1	210	C1	
0 B&S	49.00	12.7	246	C0	
00 B&S	64.15	14.5	292	C00	
000 B&S	83.19	16.4	335	C000	

Silicone (150°C)

Auto Size	Nom Area mm ²	Nom O.D.mm	Amp Rating	Part # Prefix	Gauge Guide
-	1.0	2.8	10	C18TW	
-	1.5	3.3	15	C16TW	

Cable Sizing Chart



The Gauge Guide bullets will help you determine the overall size (including insulation) of an unmarked cable.

If this guide is printed on an A4 sheet of paper @ 100%, the Gauge Guide bullets will reflect the actual outside diameter of our cables.

To measure your cable, find the chart for type of cable you are searching and press a cleanly cut cable end against this guide until you find the appropriately sized Gauge Guide bullet.

****Actual diameters may vary depending on the age, make and insulation thickness of your cable****

If you are still not sure the most accurate way to measure your cable is to determine the area in mm² of the copper conductors.

As an example, let's assume we want to know the area for 3mm auto cable:

- Count the total number of strands. (14)
- Measure the diameter of one of the strands. (0.32)

In this case we have 14 strands @ 0.32mm each. Knowing this we now do the following calculations:

- Square (multiply by itself) the diameter of each strand ($0.32 \times 0.32 = 0.1024$)
- Multiply this result x (Pi) 3.14 ($0.1024 \times 3.14 = 0.321536$)
- Divide this result by 4 ($0.321536/4 = 0.080384$)
- Multiply this result by the number of strands (0.080384×14)

Therefore the approximate area for 3mm auto cable is:

- 1.13mm²

Hope this helps you choose your cable needs.