



10923001/10923002

Piesi 5/7 Rosin Press

User Manual

I.	Disclaimer & Warranty	3
	LIMITED WARRANTY & DISCLAIMER	3
	LIMITATION OF LIABILITY.....	6
II.	Safety	7
III.	Piesi 5/7 Rosin Press Introduction.....	8
3.1	After Sales Support.....	9
3.2	Proper Use	9
IV.	Technical Specifications.....	10
V.	Standards and Conformity.....	11
VI.	Inspection	12
VII.	Packing List	12
VIII.	Installation Requirements.....	12
IX.	Operating Instructions	12
9.1	Press	12
9.2	Notes.....	12
9.3	Temp and Time Setting	13
X.	Maintenance and Cleaning.....	14

I. Disclaimer & Warranty

- The intellectual property rights for this manual belongs to Holland Green Science Corporation (hereinafter referred to as “the Company”).
- Products of the company are under the patent protection of China and other countries and regions (inclusive of obtained patents and patents currently under application).
- The company reserves the right to change product specifications without notice.
- The contents of the manual are subject to change without notice.
- The manual’s content must not be copied, extracted, or modified in any form without the Company’s permission.

LIMITED WARRANTY & DISCLAIMER

Products sold by the Company are intended solely for the use(s) specified by the manufacturer and are not to be used for any other purposes including, but not limited to, unauthorized commercial purposes. Buyer warrants and represents that Buyer will properly test, use, qualify, and/or validate each Product for intended use, and, to the extent authorized, manufacture and market any final articles made from the Company’s Products in accordance with the practices of a reasonable person who is an expert in the field, and in strict compliance with all applicable national, state and local laws and regulations. Buyer acknowledges and understands that the purchase of Products only conveys to Buyer the non-transferable right for only the Buyer to use the Products purchased in compliance with the applicable manufacturer’s Published User Statement, Limited User Statement, or Limited License, if any. While this manual contains certain representations of the potential dangers from the instrument or equipment, Buyer is solely responsible for conducting any research necessary to learn the hazards involved for any of its intended uses of the instrument or equipment purchased from the Company and to properly warn its customers, employees and other personnel who may be exposed to such instrument or equipment of any risks involved in using or handling the instrument or equipment.

The Company warrants that this product will operate or perform substantially in conformance with the Company’s published specifications and be free from defects in material and workmanship, when subjected to normal, proper and intended storage and usage by properly trained personnel, for the duration of the manufacturer’s warranty period set forth in this product documentation, published specifications or package inserts. If a manufacturer’s warranty period is not specified in the product documentation, published specifications or package inserts, the warranty period shall be one (1) year from the date of Bill of Sale to Buyer for equipment, and the earlier of any stated expiration dates or ninety (90) days for all other products (the "Warranty Period"). The Company agrees during the Warranty Period, to repair or replace, at the Company’s option, defective Products so as to cause the same to operate in substantial conformance with said published specifications; provided that Buyer shall (a) promptly notify the

Company in writing upon the discovery of any defect, which notice shall include the product model and serial number (if applicable) and details of the warranty claim; and (b) after the Company's review, the Company will provide Buyer with service data and/or a Return Material Authorization ("RMA"), which may include biohazard decontamination procedures and other product-specific handling instructions, then, if applicable, Buyer may return the defective Products to the Company with all costs prepaid by Buyer. Replacement parts may be new or refurbished, at the election of the Company. All replaced parts shall become the property of the Company. Shipment to Buyer of repaired or replacement Products shall be made in accordance with the Delivery provisions of the Terms & Conditions agreed to by the purchase of this product. Consumables are expressly excluded from this warranty.

Notwithstanding the foregoing, Products supplied by the Company but not manufactured by the Company are not warranted by the Company, and the Company disclaims all warranties associated with the accuracy of any original manufacturer or third-party supplier Product information, but the Company agrees to assign to Buyer any warranty rights in such Product that the Company may have from the original manufacturer or third-party supplier, to the extent such assignment is allowed by such original manufacturer or third-party supplier.

In no event shall the Company have any obligation to make repairs, replacements or corrections required, in whole or in part, as the result of (i) normal wear and tear, (ii) accident, disaster or event of force majeure, (iii) misuse, fault or negligence of or by Buyer, (iv) use of the Product in a manner for which they were not designed, (v) causes external to the Product such as, but not limited to, power failure or electrical power surges, (vi) improper storage and handling of the Product or (vii) use of the Product in combination with equipment or software not supplied by the Company. If the Company determines that Product for which Buyer has requested warranty services are not covered by the warranty hereunder, Buyer shall pay or reimburse the Company for all costs of investigating and responding to such request at the Company's then prevailing time and materials rates. If the Company provides repair services or replacement parts that are not covered by this warranty, Buyer shall pay the Company therefor at the Company's then prevailing time and materials rates.

ANY INSTALLATION, MAINTENANCE, REPAIR, SERVICE, RELOCATION OR ALTERATION TO OR OF, OR OTHER TAMPERING WITH, THE PRODUCT PERFORMED BY ANY PERSON OR ENTITY OTHER THAN THE COMPANY WITHOUT THE COMPANY'S PRIOR WRITTEN APPROVAL, OR ANY USE OF REPLACEMENT PARTS NOT SUPPLIED BY THE COMPANY, SHALL IMMEDIATELY VOID AND CANCEL ALL WARRANTIES WITH RESPECT TO THE PRODUCT.

THE OBLIGATIONS CREATED BY THIS WARRANTY STATEMENT TO REPAIR OR REPLACE A DEFECTIVE PRODUCT SHALL BE THE SOLE REMEDY OF BUYER IN THE

EVENT OF A DEFECTIVE PRODUCT. EXCEPT AS EXPRESSLY PROVIDED IN THIS WARRANTY STATEMENT, THE COMPANY DISCLAIMS ALL OTHER WARRANTIES, WHETHER EXPRESS OR IMPLIED, ORAL OR WRITTEN, WITH RESPECT TO THE PRODUCTS, INCLUDING WITHOUT LIMITATION ALL IMPLIED WARRANTIES OF MERCHANTABILITY OR FITNESS FOR ANY PARTICULAR PURPOSE OR USE. THE COMPANY DOES NOT WARRANT THAT THE PRODUCTS ARE ERROR-FREE OR WILL ACCOMPLISH ANY PARTICULAR RESULT.

NOTHING IN THIS MANUAL OR IN THE TERMS AND AGREEMENT AGREED TO AT THE TIME OF PURCHASE SHALL BE CONSTRUED TO PROVIDE FOR THE TRANSFER, ASSIGNMENT OR ALIENATION OF THE LIMITED WARRANTIES PROVIDED BY THE COMPANY HEREIN TO ANY OTHER PARTY OTHER THAN BUYER, INCLUDING BUT NOT LIMITED TO, SUCCESSORS, HEIRS, SUBSIDIARIES OR ANY OTHER THIRD PERSON.

THE WARRANTIES IDENTIFIED ABOVE ARE THE SOLE AND EXCLUSIVE WARRANTIES WITH RESPECT TO THIS PRODUCT AND ARE IN LIEU OF ALL OTHER WARRANTIES, EXPRESS OR IMPLIED. ALL OTHER WARRANTIES ARE EXPRESSLY DISCLAIMED, INCLUDING, WITHOUT LIMITATION, THOSE OF NON-INFRINGEMENT, MERCHANTABILITY, OR FITNESS FOR A SPECIFIC PURPOSE OR USE (WHETHER ARISING FROM STATUTE, OR OTHERWISE IN LAW, OR FROM A COURSE OF DEALING, OR USAGE OF TRADE). THIS WARRANTY IS **NOT** TRANSFERABLE FROM THE ORIGINAL PURCHASER TO A SUBSEQUENT OWNER. FURTHER, THE COMPANY IS NOT LIABLE IN CASES OF DELIBERATE, NEGLIGENT OR ACCIDENTAL MISUSE OF THE PRODUCTS, USE WITH INAPPROPRIATE REAGENTS OR CONSUMABLES, DAMAGE CAUSED BY DISASTER, REPAIR OR MODIFICATIONS DONE BY ANYONE OTHER THAN THE COMPANY. THE COMPANY DOES NOT WARRANT THAT THE PRODUCT WILL NOT INFRINGE THE INTELLECTUAL PROPERTY RIGHTS OF A THIRD PARTY EITHER ALONE OR IN COMBINATION WITH OTHER PRODUCTS OR IN THE OPERATION OF ANY PROCESS. THE COMPANY'S TOTAL LIABILITY FOR BREACH OF THESE WARRANTIES SHALL BE LIMITED TO THE GROSS PURCHASE PRICE FOR THE PRODUCT AS STATED IN THE RELEVANT INVOICE OR ORDER UNDER WHICH THE ACTIVITY GIVING RISE TO LIABILITY ARISES. UNDER NO CIRCUMSTANCES SHALL THE COMPANY BE LIABLE FOR INDIRECT, INCIDENTAL, CONSEQUENTIAL, SPECIAL OR PUNITIVE DAMAGES (INCLUDING LOSS OF BUSINESS OR PROFITS) UNDER ANY THEORY OF LIABILITY HEREUNDER.

For claims under the warranty please contact your local supplier. You may also send the instrument directly to manufacturer, enclosing the invoice copy and by giving reasons for the claim.

LIMITATION OF LIABILITY

NOTWITHSTANDING ANYTHING TO THE CONTRARY CONTAINED HEREIN, THE LIABILITY OF THE COMPANY UNDER THESE TERMS AND CONDITIONS (WHETHER BY REASON OF BREACH OF CONTRACT, TORT, INDEMNIFICATION, OR OTHERWISE, BUT EXCLUDING LIABILITY OF THE COMPANY FOR BREACH OF WARRANTY (THE SOLE REMEDY FOR WHICH SHALL BE AS PROVIDED UNDER THIS SECTION) SHALL NOT EXCEED AN AMOUNT EQUAL TO THE LESSER OF (A) THE TOTAL PURCHASE PRICE THEREFORE PAID BY BUYER TO THE COMPANY WITH RESPECT TO THE PRODUCT(S) GIVING RISE TO SUCH LIABILITY OR (B) ONE HUNDRED THOUSAND DOLLARS (\$100,000), WHICHEVER IS LESS.

With respect to any software products incorporated in or forming a part of the Product hereunder Buyer intends and agrees that such software products are being licensed and not sold, and that the words "purchase", "sell" or similar or derivative words are understood and agreed to mean "license", and that the word "Buyer" or similar or derivative words are understood and agreed to mean "licensee". Notwithstanding anything to the contrary contained herein, The COMPANY or its licensor, as the case may be, retains all rights and interest in software products provided hereunder. See the Terms & Conditions of purchase for details regarding such license.



II. Safety

IMPORTANT Safety Items to be Observed.

! DANGER (may cause serious damage to property and or casualties)

1. Please carefully read this User Manual prior to operating the instrument and observe the instructions on safe operation.
2. The power source must be grounded reliably and away from any sources of electromagnetic interference.
3. Confirm that the voltage and frequency of the power supply matches the specified voltage and frequency specified prior to use.
4. The instrument should be operated on an independent power outlet.
5. Do not allow the instrument to be plugged in or unplugged whilst the power switch is in the on position.
6. Do not modify the power cord.
7. The working environment must be free of any flammable, explosive, volatile or corrosive substances.
8. The instrument is deenergised only when the power cable is disconnected from the power source.
9. This instrument is for indoor use only.
10. The instrument should be operated in a low humidity, well ventilated, dust, and water free environment, without direct sunshine or an intense magnetic, light or heat source. Ensure that the instrument and its accessories are free of any potential defects.
11. Ensure that the instrument is secured tightly, and only standard accessories supplied by the manufacturers are used with this instrument.
12. Be aware of high temperatures

! WARNING (may cause property damage or personal injury)

13. Prevent water from splashing on the electrical elements of this instrument.
14. Before assembly, disassembly, cleaning or maintenance, the power source must be disconnected.

! ATTENTION (may affect operational performance or service life)

15. When pulling the power plug out from a power source, do not pull out using the power cord directly.
16. Only accredited and qualified professional repair technicians can open the instrument or conduct required repairs. Persons performing repairs on the instrument other than those selected or approved by the Company shall operate to void any warranty contained hereinabove for the product
17. Only accredited and qualified professional repair technicians can open the instrument or conduct required repairs. Persons performing repairs on the instrument other than those selected or approved by the Company shall operate to void any warranty contained hereinabove for the product


III. Piesi 5/7 Rosin Press Introduction

Piesi 5/7 rosin press uses elevated temperature and pressure and a pre-set time to extract oil (press rosin from plant materials).

Features

- Manual hydraulic pump
- High pressure and efficiency
- Compact and lightweight
- Perfect for home-use
- Digital temperature controller
- Pressure gauge (Piesi 7 only)
- CE rated





3.1 After Sales Support

If problems are encountered or technical support is required when installing or using the instrument, please contact serviceusa@hollandgreenscience.com

The Company may provide technical assistance and information regarding the instrument or equipment or service without charge at its sole discretion. Buyer assumes sole responsibility for any reliance on or use of such assistance and information, and the Company makes no warranty thereon.

Upon contact the following information is required:

- Product serial number (located on the instrument nameplate)
- Description of issue or problem
- Method and or operating steps you have undertaken towards resolution.
- Your contact details inclusive of telephone number and email address.

3.2 Proper Use

The instrument is designed for non-residential use and to be used in conjunction only with accessories recommended within this manual and by the manufacturer.

IV. Technical Specifications

Model	10923001	20923001	10923002	20923002
Product Name	Piesi 5		Piesi 7	
Voltage	110V/60Hz	220V/50Hz	110V/60Hz	220V/50Hz
Pressure	5 ton		7 ton	
Power (W)	600		600	
Time Range (s)	0-999		0-999	
Temp Range	0-250°C (32-482 F)		0-250°C (32-482 F)	
Plate Size	6 x 12 cm (2.4" x 4.7")		6 x 12 cm (2.4" x 4.7")	
Dimensions(mm)	270 x 200 x 390 (D x W x H)		340 x 200 x 290 (D x W x H)	

V. Standards and Conformity

**Construction in Accordance with the
following Safety Standards:**

EN 60204-1:2018

EN 61000-6-1:2007

EN 61000-6-3:2007+A1:2011+AC:2012

VI. Inspection

Unpack the equipment carefully and check for any damage which may have arisen during transport. In the event of identified damage, please contact serviceusa@hollandgreenscience.com

VII. Packing List

Type	Quantity
Heat Press Machine	1
Quick Setup Card	1

VIII. Installation Requirements.

Set up only on a bench-top or worktable that is dry, clean and stable with a flat horizontal surface.

IX. Operating Instructions

9.1 Press


1. Plug in the power cord and switch on the power.
2. Set the temperature and time using the LCD touch screen. Please refer to "9.3 Temperature and Time Setting".
3. When temperature reaches the set value, place the material on the heated press bed.
4. Push the pump handle to increase pressure.
5. The buzzer will sound when the scheduled time has elapsed.
6. The heated press bed can be lowered by rotating the release knob.

9.2 Notes


- 1 Different materials require different temperature and time settings.
- 2 Do not use rosin press for food processing.
- 3 Please switch off the power and unplug the power cord when finished.
- 4 The heated press bed will cool down to ambient temperature automatically if no user interaction is detected within 30 minutes.
- 5 A cooling fan will be automatically turned on when the temperature of the heated press bed goes above 80 °C (176 °F).

9.3 Temperature and Time Setting


1. Set Temperature



① Press  button



② Controller enters "Temperature Setting" mode




③ Press button ▲ or ▼ to adjust temperature

2. Set Time



④ Press  to adjust time



⑤ Press button ▲ or ▼ to adjust time



⑥ Press  to confirm

X. Maintenance and Cleaning

Wipe down the equipment using only water and a general laboratory disinfectant. Rinse thoroughly with clean water and dry with a soft cloth.

Caution:

Avoid any spillage of water around the work area to avoid the risk of electrical shock or any damage to the control panel.