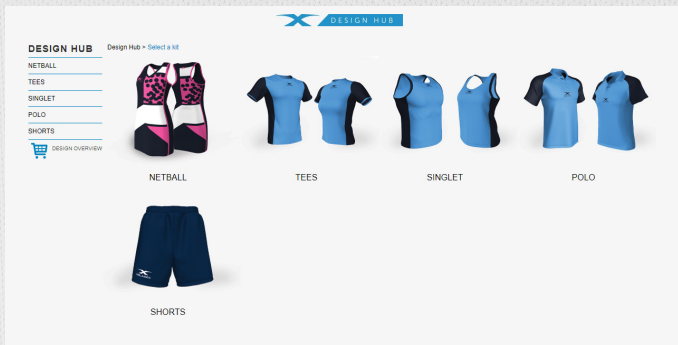


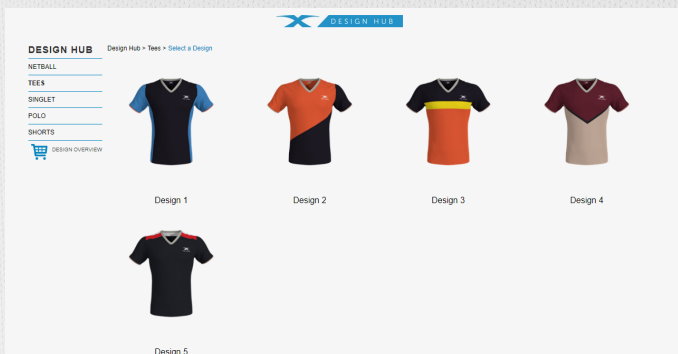
HOW TO USE 3D DESIGN HUB

1. SELECTING A GARMENT YOU WANT TO DESIGN



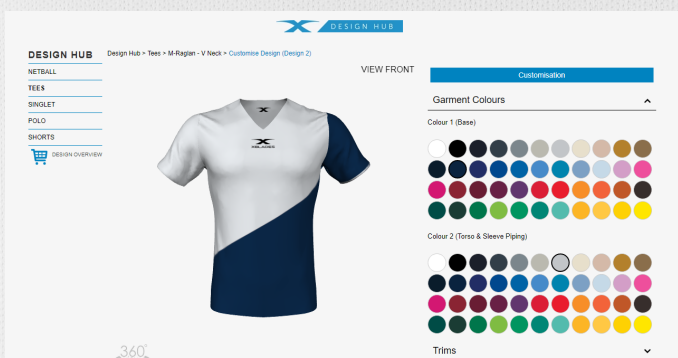
Choose one of our available styles from the category list on the side, or from the 3D thumbnails. We are always working on new styles and designs so feel free to check back for updates!

Once you've selected the style of garment, you have the option to choose which variation of **sleeve/collar/gender** type.



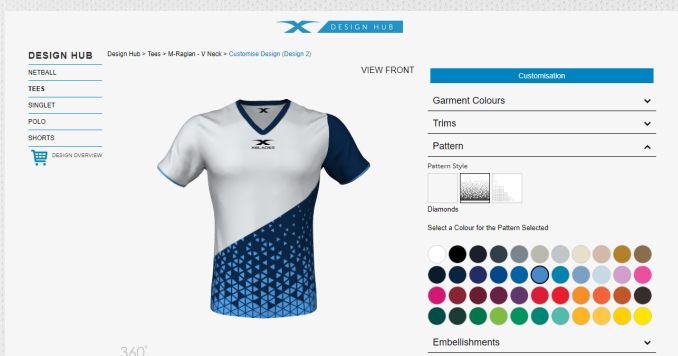
You will then get the option to choose out of the designs we have on offer. These designs are unique to XBlades, developed alongside our Pro Teams, but with the freedom to choose your teams colours and bring them to life.

2. STARTING TO DESIGN YOUR OWN KIT



If you chose Design 2 for your club, you can now start making some design changes. On the right of screen there are a few drop down menus, the first being **Garment Colours**.

This design allows you to change two Garment Colours the *Colour 1 (Base)* and *Colour 2 (Torso & Sleeve Piping)*.



In the **Trims** drop down section, you have the option of changing *Colour 3 (Collar)* and *Colour 4 (Sleeve Piping)*. There are also some patterns to choose from, where in this example we've selected the **Diamonds Pattern Style** and you can select a colour of your choice.

HOW TO USE 3D DESIGN HUB

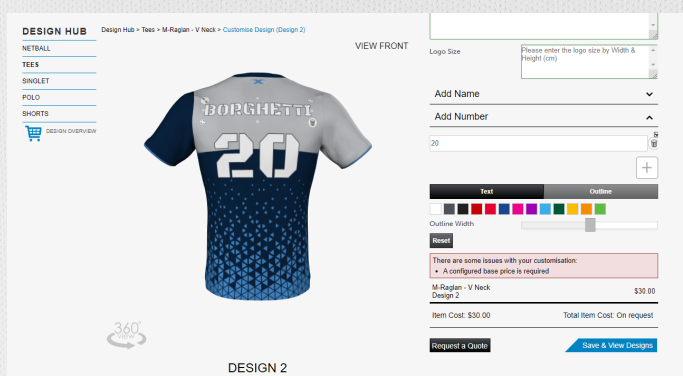
2. STARTING TO DESIGN YOUR OWN KIT CONTINUED



Embellishments allow you to change the position and colour of the XBlades Stacked and Logomark.

You can also upload your own logo, *resize* and *rotate*. If you have a background to the logo, don't stress and you can remove background with a click of a button.

3. ADDING NAMES & NUMBERS

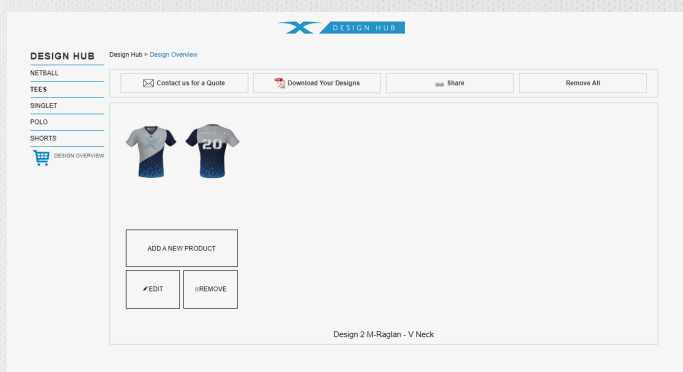


Adding your name and numbers couldn't be easier. Go to the right of screen drop down menu for **Add Name** or **Number**.

Input the desired name or numbers. These can be repositioned to any area, in other words, be creative as you like.

You can change the **font/colour/outline** of any name or numbers you desire.

4. FINALIZING AND GETTING IN TOUCH



Save & View Design to see the **Design Overview** section where you'll be able to view all the garments you've designed. You have the option to *get a quote* or download a *pdf presentation* of your designs.

If you'd like to order some kit or speak to one of our XBlades guru's - please click on the [link](#) to connect with us and we'll come back to you as soon as we can. The more details you can send us the better so we nail your apparel first time around.