

Plug-in relay complete unit 1 W, 230 V AC LED module red Socket with logic isolation screw terminal



Product brand name	SIRIUS
Product designation	Coupling relay with plug-in relay
Product type designation	LZS

General technical data

Display version LED	Yes
Percental drop-out voltage related to the input voltage	15 %
Protection class IP	IP20
Switching behavior	monostable
Design of the switching function	changeover switch
Design of the switching function positively driven	No
Mechanical service life (switching cycles)	
• typical	10 000 000
Electrical endurance (switching cycles)	
• at AC-15 at 230 V typical	600 000
Thermal current	16 A
Reference code acc. to DIN EN 81346-2	K

Control circuit/ Control

Control supply voltage at AC	
------------------------------	--

<ul style="list-style-type: none"> • at 50 Hz rated value • at 60 Hz rated value 	230 V 230 V
Control supply voltage frequency	
<ul style="list-style-type: none"> • 1 rated value • 2 rated value 	50 Hz 60 Hz
Supply voltage frequency for auxiliary and control current circuit rated value	50 ... 60 Hz
Operating range factor control supply voltage rated value at AC at 50 Hz	
<ul style="list-style-type: none"> • initial value • Full-scale value 	0.9 1.1
Operating range factor control supply voltage rated value at AC at 60 Hz	
<ul style="list-style-type: none"> • initial value • Full-scale value 	0.9 1.1
Design of the relay operating mechanism	poled
Product component Plug-in socket	Yes
Design of the snap-on socket base	Socket with logic isolation

Short-circuit protection

Design of the fuse link	
<ul style="list-style-type: none"> • for short-circuit protection of the auxiliary switch required 	fuse gG: 10 A

Auxiliary circuit

Type of switching contact	Changeover contact
Material of switching contacts	AgNi 90/10
Number of NC contacts for auxiliary contacts	0
Number of NO contacts for auxiliary contacts	0
Number of CO contacts	
<ul style="list-style-type: none"> • for auxiliary contacts 	1

Main circuit

Type of voltage	AC
------------------------	----

Display

Display version	
<ul style="list-style-type: none"> • as status display by LED 	LED red

Connections/ Terminals




Product function	
<ul style="list-style-type: none"> • removable terminal 	No
Type of electrical connection	screw-type terminals
Type of connectable conductor cross-sections	
<ul style="list-style-type: none"> • solid • finely stranded with core end processing 	1x (1,0 ... 2,5), 2x 1,0, 2x 1,5, 2x 2,5 1x (1.0 ... 1.5), 2x 1.0, 2x 1.5

• at AWG conductors solid	1x (18 ... 14), 2x 18, 2x 16, 2x 14
Connectable conductor cross-section	
• solid	1 ... 2.5 mm ²
• finely stranded with core end processing	1 ... 1.5 mm ²
AWG number as coded connectable conductor cross section	
• solid	18 ... 14
Tightening torque	
• with screw-type terminals	0.5 ... 0.7 N·m

Installation/ mounting/ dimensions

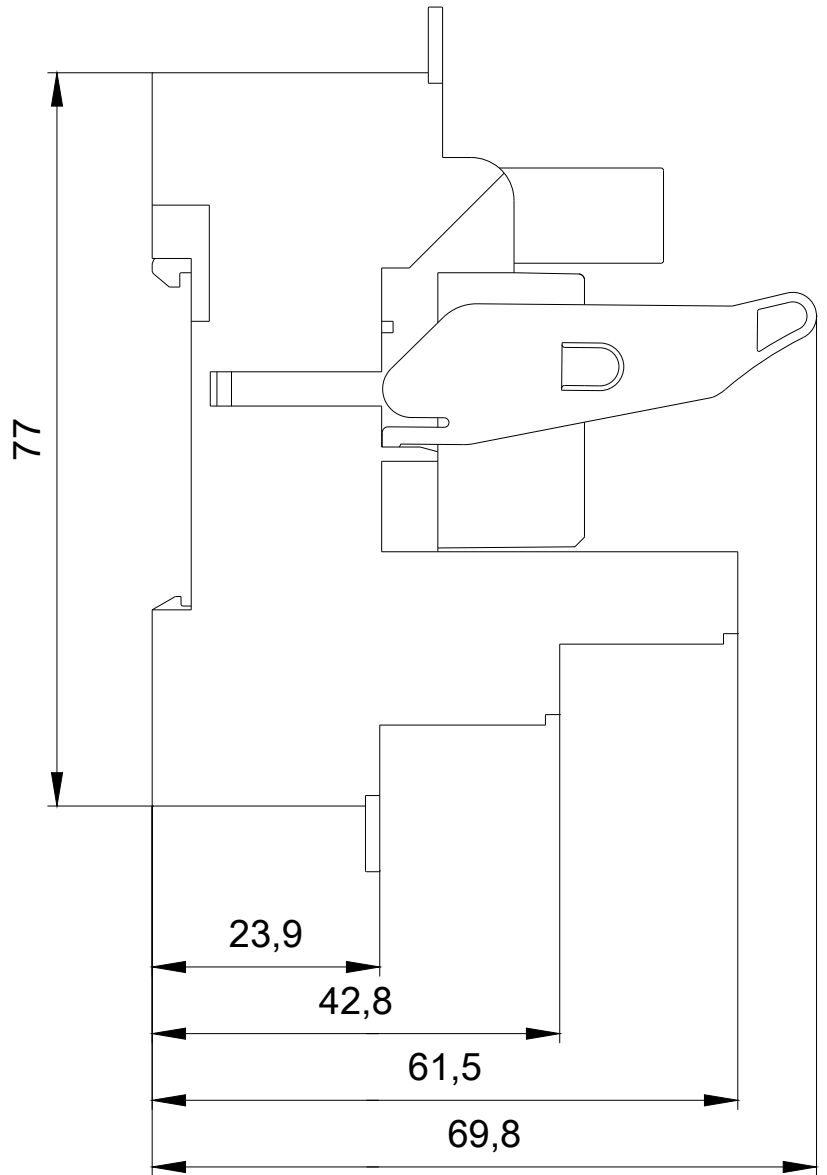
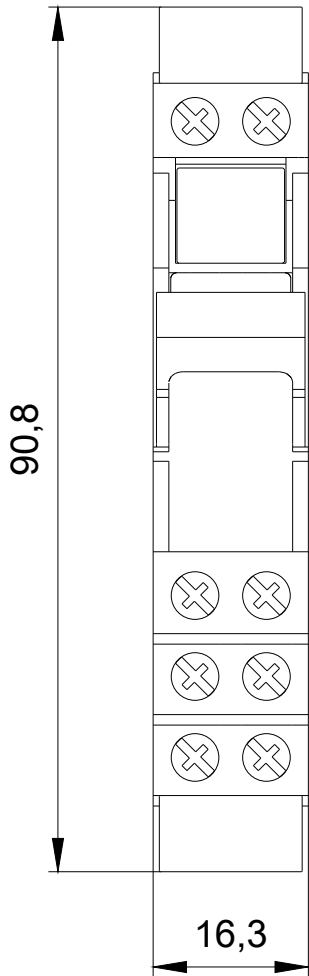
Mounting position	any
Mounting type	snap-on mounting
Height	71 mm
Width	15.5 mm
Depth	77 mm

Certificates/ approvals

General Product Approval	Declaration of Conformity	other
 VDE	 EAC	 EG-Konf.
		Miscellaneous
		Confirmation

Further information

- Information- and Downloadcenter (Catalogs, Brochures,...)**
<https://www.siemens.com/ic10>
- Industry Mall (Online ordering system)**
<https://mall.industry.siemens.com/mall/en/en/Catalog/product?mlfb=LZS:RT3B4T30>
- Cax online generator**
<http://support.automation.siemens.com/WW/CAXorder/default.aspx?lang=en&mlfb=LZS:RT3B4T30>
- Service&Support (Manuals, Certificates, Characteristics, FAQs,...)**
<https://support.industry.siemens.com/cs/ww/en/ps/LZS:RT3B4T30>
- Image database (product images, 2D dimension drawings, 3D models, device circuit diagrams, EPLAN macros, ...)**
http://www.automation.siemens.com/bilddb/cax_de.aspx?mlfb=LZS:RT3B4T30&lang=en



last modified:

04/02/2020