

Plug-in relay complete unit 1 W, 230 V AC LED module red Standard plug-in socket screw terminal



Product brand name	SIRIUS
Product designation	Coupling relay with plug-in relay
Product type designation	LZS

**General technical data**

Display version LED	Yes
Percental drop-out voltage related to the input voltage	15 %
Protection class IP	IP20
Switching behavior	monostable
Design of the switching function	changeover switch
Design of the switching function positively driven	No
Mechanical service life (switching cycles)	
• typical	10 000 000
Electrical endurance (switching cycles)	
• at AC-15 at 230 V typical	600 000
Thermal current	16 A
Reference code acc. to DIN EN 81346-2	K

**Control circuit/ Control**

Control supply voltage at AC	
------------------------------	--

<ul style="list-style-type: none"> <li>• at 50 Hz rated value</li> <li>• at 60 Hz rated value</li> </ul>	230 V 230 V
<b>Control supply voltage frequency</b>	
<ul style="list-style-type: none"> <li>• 1 rated value</li> <li>• 2 rated value</li> </ul>	50 Hz 60 Hz
<b>Supply voltage frequency for auxiliary and control current circuit rated value</b>	50 ... 60 Hz
<b>Operating range factor control supply voltage rated value at AC at 50 Hz</b>	
<ul style="list-style-type: none"> <li>• initial value</li> <li>• Full-scale value</li> </ul>	0.9 1.1
<b>Operating range factor control supply voltage rated value at AC at 60 Hz</b>	
<ul style="list-style-type: none"> <li>• initial value</li> <li>• Full-scale value</li> </ul>	0.9 1.1
<b>Design of the relay operating mechanism</b>	poled
<b>Product component Plug-in socket</b>	Yes
<b>Design of the snap-on socket base</b>	Standard socket

#### Short-circuit protection

<b>Design of the fuse link</b>	
<ul style="list-style-type: none"> <li>• for short-circuit protection of the auxiliary switch required</li> </ul>	fuse gG: 10 A

#### Auxiliary circuit

<b>Type of switching contact</b>	Changeover contact
<b>Material of switching contacts</b>	AgNi 90/10
<b>Number of NC contacts for auxiliary contacts</b>	0
<b>Number of NO contacts for auxiliary contacts</b>	0
<b>Number of CO contacts</b>	
<ul style="list-style-type: none"> <li>• for auxiliary contacts</li> </ul>	1

#### Main circuit

<b>Type of voltage</b>	AC
------------------------	----

#### Display

<b>Display version</b>	
<ul style="list-style-type: none"> <li>• as status display by LED</li> </ul>	LED red

#### Connections/ Terminals




<b>Product function</b>	
<ul style="list-style-type: none"> <li>• removable terminal</li> </ul>	No
<b>Type of electrical connection</b>	screw-type terminals
<b>Type of connectable conductor cross-sections</b>	
<ul style="list-style-type: none"> <li>• solid</li> <li>• finely stranded with core end processing</li> </ul>	1x (1,0 ... 2,5), 2x 1,0, 2x 1,5, 2x 2,5 1x (1.0 ... 1.5), 2x 1.0, 2x 1.5

<ul style="list-style-type: none"> <li>• at AWG conductors solid</li> </ul>	1x (18 ... 14), 2x 18, 2x 16, 2x 14
<b>Connectable conductor cross-section</b>	
<ul style="list-style-type: none"> <li>• solid</li> </ul>	1 ... 2.5 mm <sup>2</sup>
<ul style="list-style-type: none"> <li>• finely stranded with core end processing</li> </ul>	1 ... 1.5 mm <sup>2</sup>
<b>AWG number as coded connectable conductor cross section</b>	
<ul style="list-style-type: none"> <li>• solid</li> </ul>	18 ... 14
<b>Tightening torque</b>	
<ul style="list-style-type: none"> <li>• with screw-type terminals</li> </ul>	0.5 ... 0.7 N·m

### Installation/ mounting/ dimensions

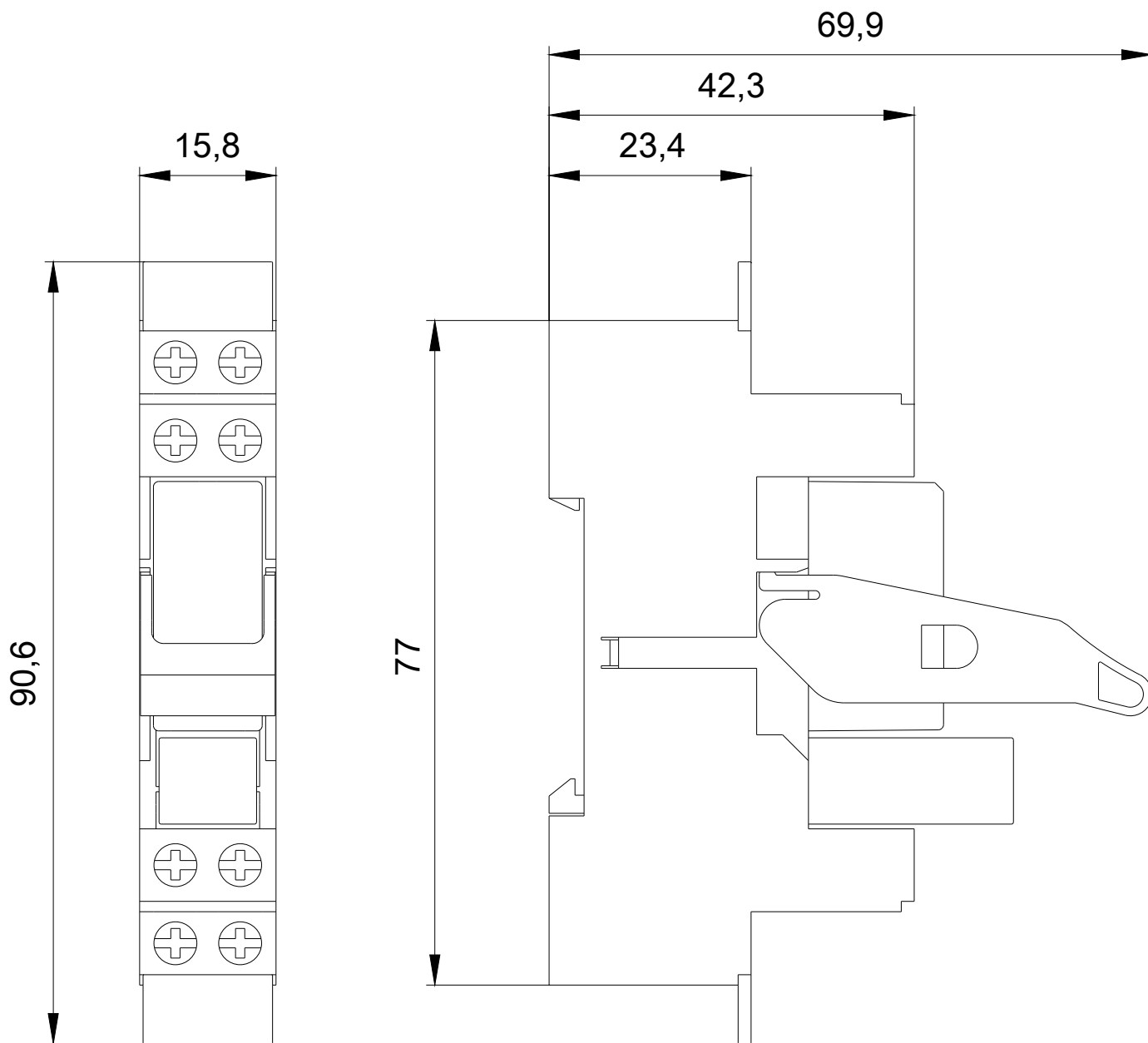
<b>Mounting position</b>	any
<b>Mounting type</b>	snap-on mounting
<b>Height</b>	71 mm
<b>Width</b>	15.5 mm
<b>Depth</b>	78 mm

### Certificates/ approvals

General Product Approval	Declaration of Conformity	other
 VDE	 EAC	 EG-Konf.
	<a href="#">Miscellaneous</a>	<a href="#">Confirmation</a>

### Further information

- Information- and Downloadcenter (Catalogs, Brochures,...)**  
<https://www.siemens.com/ic10>
- Industry Mall (Online ordering system)**  
<https://mall.industry.siemens.com/mall/en/en/Catalog/product?mlfb=LZS:RT3A4T30>
- Cax online generator**  
<http://support.automation.siemens.com/WW/CAXorder/default.aspx?lang=en&mlfb=LZS:RT3A4T30>
- Service&Support (Manuals, Certificates, Characteristics, FAQs,...)**  
<https://support.industry.siemens.com/cs/ww/en/ps/LZS:RT3A4T30>
- Image database (product images, 2D dimension drawings, 3D models, device circuit diagrams, EPLAN macros, ...)**  
[http://www.automation.siemens.com/bilddb/cax\\_de.aspx?mlfb=LZS:RT3A4T30&lang=en](http://www.automation.siemens.com/bilddb/cax_de.aspx?mlfb=LZS:RT3A4T30&lang=en)



last modified:

04/02/2020