

Plug-in relay complete unit 1 W, 24 V DC LED module red Standard plug-in socket screw terminal



Product brand name	SIRIUS
Product designation	Coupling relay with plug-in relay
Product type designation	LZS

General technical data	
Display version LED	Yes
Consumed active power	0.4 W
Percental drop-out voltage related to the input voltage	10 %
Protection class IP	IP20
Switching behavior	monostable
Design of the switching function	changeover switch
Design of the switching function positively driven	No
Mechanical service life (switching cycles)	
• typical	30 000 000
Electrical endurance (switching cycles)	
• at AC-15 at 230 V typical	1 000 000
Thermal current	16 A
Reference code acc. to DIN EN 81346-2	K

Control circuit/ Control

Control supply voltage at DC	
<ul style="list-style-type: none"> rated value 	24 V
Closing delay	
<ul style="list-style-type: none"> at DC 	8 ms
Opening delay	
<ul style="list-style-type: none"> at DC 	6 ms
Design of the relay operating mechanism	poled
Product component Plug-in socket	Yes
Design of the snap-on socket base	Standard socket

Short-circuit protection

Design of the fuse link	
<ul style="list-style-type: none"> for short-circuit protection of the auxiliary switch required 	fuse gG: 10 A

Auxiliary circuit

Type of switching contact	Changeover contact
Material of switching contacts	AgNi 90/10
Number of NC contacts for auxiliary contacts	0
Number of NO contacts for auxiliary contacts	0
Number of CO contacts	
<ul style="list-style-type: none"> for auxiliary contacts 	1

Main circuit

Type of voltage	DC
------------------------	----

Display

Display version	
<ul style="list-style-type: none"> as status display by LED 	LED red




Connections/ Terminals

Product function	
<ul style="list-style-type: none"> removable terminal 	No
Type of electrical connection	screw-type terminals
Type of connectable conductor cross-sections	
<ul style="list-style-type: none"> solid 	1x (1,0 ... 2,5), 2x 1,0, 2x 1,5, 2x 2,5
<ul style="list-style-type: none"> finely stranded with core end processing 	1x (1,0 ... 1,5), 2x 1,0, 2x 1,5
<ul style="list-style-type: none"> at AWG conductors solid 	1x (18 ... 14), 2x 18, 2x 16, 2x 14
Connectable conductor cross-section	
<ul style="list-style-type: none"> solid 	1 ... 2.5 mm ²
<ul style="list-style-type: none"> finely stranded with core end processing 	1 ... 1.5 mm ²
AWG number as coded connectable conductor cross section	
<ul style="list-style-type: none"> solid 	18 ... 14
Tightening torque	
<ul style="list-style-type: none"> with screw-type terminals 	0.5 ... 0.7 N·m

Installation/ mounting/ dimensions

Mounting position	any
Mounting type	snap-on mounting
Height	71 mm
Width	15.5 mm
Depth	78 mm

Certificates/ approvals

General Product Approval	Declaration of Conformity	other
 VDE	 EAC	 EG-Konf.
	Miscellaneous	Confirmation

Further information

Information- and Downloadcenter (Catalogs, Brochures,...)

<https://www.siemens.com/ic10>

Industry Mall (Online ordering system)

<https://mall.industry.siemens.com/mall/en/en/Catalog/product?mlfb=LZS:RT3A4L24>

Cax online generator

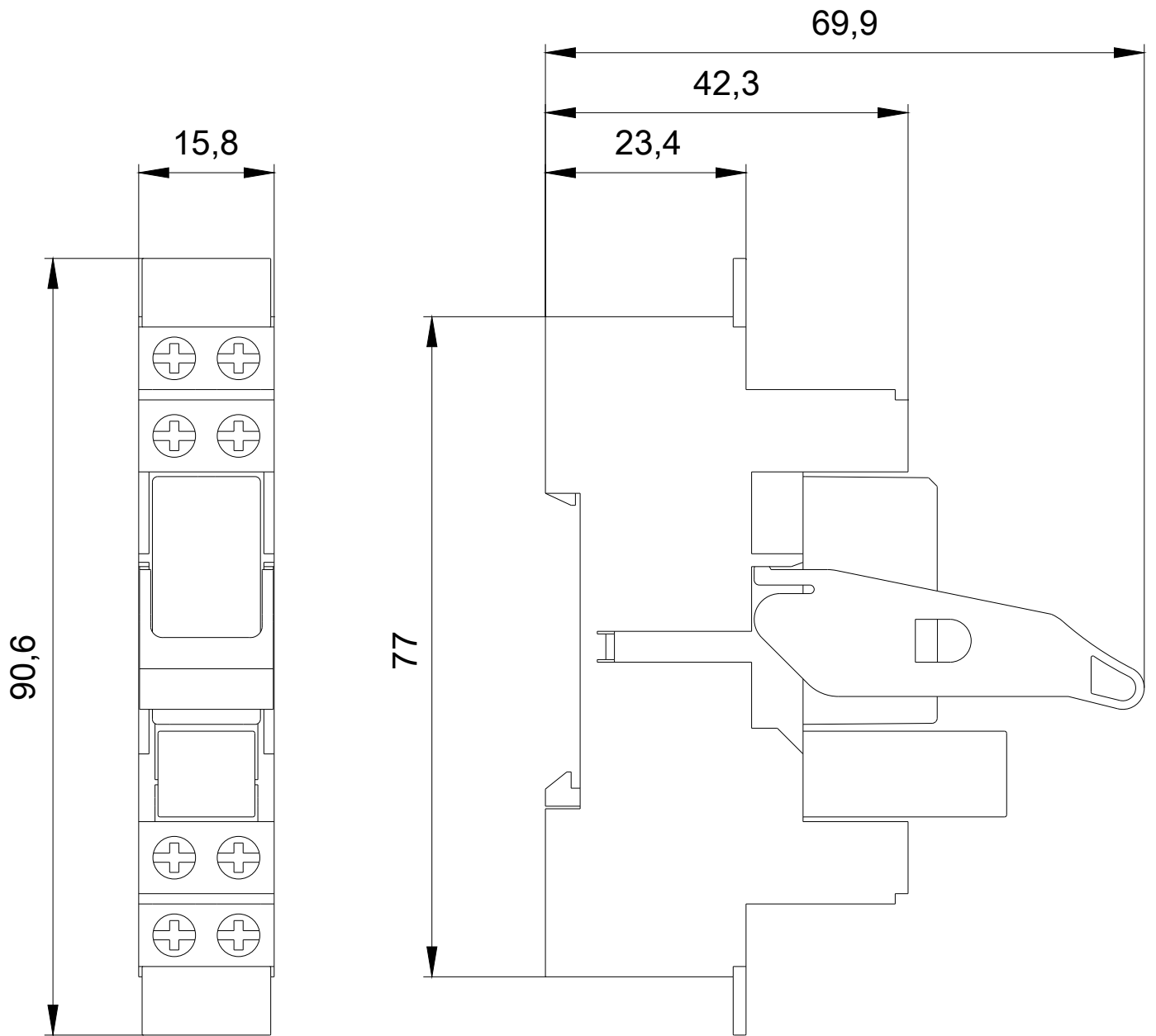
<http://support.automation.siemens.com/WW/CAXorder/default.aspx?lang=en&mlfb=LZS:RT3A4L24>

Service&Support (Manuals, Certificates, Characteristics, FAQs,...)

<https://support.industry.siemens.com/cs/ww/en/ps/LZS:RT3A4L24>

Image database (product images, 2D dimension drawings, 3D models, device circuit diagrams, EPLAN macros, ...)

http://www.automation.siemens.com/bilddb/cax_de.aspx?mlfb=LZS:RT3A4L24&lang=en



last modified:

04/02/2020