

Plug-in relay complete unit 3 W, 230 V AC LED module red Standard plug-in socket screw terminal 3.5 mm pinning



Product brand name	SIRIUS
Product designation	Coupling relay with plug-in relay
Product type designation	LZS

General technical data	
Display version LED	Yes
Percental drop-out voltage related to the input voltage	30 %
Protection class IP	IP20
Switching behavior	monostable
Design of the switching function	changeover switch
Design of the switching function positively driven	No
Mechanical service life (switching cycles)	
• typical	20 000 000
Electrical endurance (switching cycles)	
• at AC-15 at 230 V typical	180 000
Thermal current	10 A
Reference code acc. to DIN EN 81346-2	K

Control circuit/ Control	
Control supply voltage at AC	

<ul style="list-style-type: none"> • at 50 Hz rated value • at 60 Hz rated value 	230 V 230 V
Control supply voltage frequency	
<ul style="list-style-type: none"> • 1 rated value • 2 rated value 	50 Hz 60 Hz
Supply voltage frequency for auxiliary and control current circuit rated value	50 ... 60 Hz
Operating range factor control supply voltage rated value at AC at 50 Hz	
<ul style="list-style-type: none"> • initial value • Full-scale value 	0.9 1.1
Operating range factor control supply voltage rated value at AC at 60 Hz	
<ul style="list-style-type: none"> • initial value • Full-scale value 	0.9 1.1
Design of the relay operating mechanism	poled
Product component Plug-in socket	Yes
Design of the snap-on socket base	Standard socket

Short-circuit protection

Design of the fuse link	
<ul style="list-style-type: none"> • for short-circuit protection of the auxiliary switch required 	fuse gG: 6 A

Auxiliary circuit

Type of switching contact	Changeover contact
Material of switching contacts	AgNi 90/10
Number of NC contacts for auxiliary contacts	0
Number of NO contacts for auxiliary contacts	0
Number of CO contacts	
<ul style="list-style-type: none"> • for auxiliary contacts 	3
Operating current of auxiliary contacts at AC-15	
<ul style="list-style-type: none"> • at 250 V 	2 A
Operating current at DC-13	
<ul style="list-style-type: none"> • at 24 V rated value 	4 A
Operating current of auxiliary contacts at DC-13	
<ul style="list-style-type: none"> • at 24 V 	4 A

Main circuit

Type of voltage	AC
------------------------	----

Outputs

Ampacity of the output relay at DC-13	
<ul style="list-style-type: none"> • at 24 V 	4 A

Display

Display version	
<ul style="list-style-type: none"> as status display by LED 	LED red




Connections/ Terminals

Product function	
<ul style="list-style-type: none"> removable terminal 	No
Type of electrical connection	screw-type terminals
Type of connectable conductor cross-sections	
<ul style="list-style-type: none"> solid 	1x (1,0 ... 2,5), 2x 1,0, 2x 1,5, 2x 2,5
<ul style="list-style-type: none"> finely stranded with core end processing 	1x (1.0 ... 1.5), 2x 1.0, 2x 1.5
<ul style="list-style-type: none"> at AWG conductors solid 	1x (18 ... 14), 2x 18, 2x 16, 2x 14
Connectable conductor cross-section	
<ul style="list-style-type: none"> solid 	1 ... 2.5 mm ²
<ul style="list-style-type: none"> finely stranded with core end processing 	1 ... 1.5 mm ²
AWG number as coded connectable conductor cross section	
<ul style="list-style-type: none"> solid 	18 ... 14
Tightening torque	
<ul style="list-style-type: none"> with screw-type terminals 	0.5 ... 0.7 N·m

Installation/ mounting/ dimensions

Mounting position	any
Mounting type	snap-on mounting
Height	72 mm
Width	28 mm
Depth	74 mm

Certificates/ approvals

General Product Approval	Declaration of Conformity	other
 VDE	 EAC	 EG-Konf.
	Miscellaneous	Confirmation

Further information

Information- and Downloadcenter (Catalogs, Brochures,...)

<https://www.siemens.com/ic10>

Industry Mall (Online ordering system)

<https://mall.industry.siemens.com/mall/en/en/Catalog/product?mlfb=LZS:PT3A5T30>

Cax online generator

<http://support.automation.siemens.com/WW/CAXorder/default.aspx?lang=en&mlfb=LZS:PT3A5T30>

Service&Support (Manuals, Certificates, Characteristics, FAQs,...)

<https://support.industry.siemens.com/cs/ww/en/ps/LZS:PT3A5T30>

Image database (product images, 2D dimension drawings, 3D models, device circuit diagrams, EPLAN macros, ...)

http://www.automation.siemens.com/bilddb/cax_de.aspx?mlfb=LZS:PT3A5T30&lang=en

last modified:

04/02/2020