

Plug-in relay complete unit 3 W, 24 V DC LED module red Standard plug-in socket screw terminal 3.5 mm pinning



Product brand name	SIRIUS
Product designation	Coupling relay with plug-in relay
Product type designation	LZS

General technical data	
Display version LED	Yes
Consumed active power	0.75 W
Percental drop-out voltage related to the input voltage	10 %
Protection class IP	IP20
Switching behavior	monostable
Design of the switching function	changeover switch
Design of the switching function positively driven	No
Mechanical service life (switching cycles)	
• typical	30 000 000
Electrical endurance (switching cycles)	
• at AC-15 at 230 V typical	180 000
Thermal current	10 A
Reference code acc. to DIN EN 81346-2	K

Control circuit/ Control

<b>Control supply voltage at DC</b>	
• rated value	24 V
<b>Operating range factor control supply voltage rated value at DC</b>	
• initial value	0.9
• Full-scale value	1.4
<b>Closing delay</b>	
• at DC	15 ms
<b>Opening delay</b>	
• at DC	18 ms
<b>Design of the relay operating mechanism</b>	poled
<b>Product component Plug-in socket</b>	Yes
<b>Design of the snap-on socket base</b>	Standard socket

### Short-circuit protection

<b>Design of the fuse link</b>	
• for short-circuit protection of the auxiliary switch required	fuse gG: 6 A

### Auxiliary circuit

<b>Type of switching contact</b>	Changeover contact
<b>Material of switching contacts</b>	AgNi 90/10
<b>Number of NC contacts for auxiliary contacts</b>	0
<b>Number of NO contacts for auxiliary contacts</b>	0
<b>Number of CO contacts</b>	
• for auxiliary contacts	3
<b>Operating current of auxiliary contacts at AC-15</b>	
• at 250 V	4 A
<b>Operating current at DC-13</b>	
• at 24 V rated value	4 A
<b>Operating current of auxiliary contacts at DC-13</b>	
• at 24 V	4 A

### Main circuit

<b>Type of voltage</b>	DC
------------------------	----

### Outputs

<b>Ampacity of the output relay at DC-13</b>	
• at 24 V	4 A

### Display

<b>Display version</b>	
• as status display by LED	LED red

### Connections/ Terminals




<b>Product function</b>	
-------------------------	--

• removable terminal	No
<b>Type of electrical connection</b>	screw-type terminals
<b>Type of connectable conductor cross-sections</b>	
• solid	1x (1,0 ... 2,5), 2x 1,0, 2x 1,5, 2x 2,5
• finely stranded with core end processing	1x (1.0 ... 1.5), 2x 1.0, 2x 1.5
• at AWG conductors solid	1x (18 ... 14), 2x 18, 2x 16, 2x 14
<b>Connectable conductor cross-section</b>	
• solid	1 ... 2.5 mm <sup>2</sup>
• finely stranded with core end processing	1 ... 1.5 mm <sup>2</sup>
<b>AWG number as coded connectable conductor cross section</b>	
• solid	18 ... 14
<b>Tightening torque</b>	
• with screw-type terminals	0.5 ... 0.7 N·m

#### Installation/ mounting/ dimensions

<b>Mounting position</b>	any
<b>Mounting type</b>	snap-on mounting
<b>Height</b>	72 mm
<b>Width</b>	28 mm
<b>Depth</b>	74 mm

#### Certificates/ approvals

General Product Approval	Declaration of Conformity	other
 VDE	 EAC	 EG-Konf.
	<a href="#">Miscellaneous</a>	<a href="#">Confirmation</a>

#### Further information

**Information- and Downloadcenter (Catalogs, Brochures,...)**

<https://www.siemens.com/ic10>

**Industry Mall (Online ordering system)**

<https://mall.industry.siemens.com/mall/en/en/Catalog/product?mlfb=LZS:PT3A5L24>

**Cax online generator**

<http://support.automation.siemens.com/WW/CAXorder/default.aspx?lang=en&mlfb=LZS:PT3A5L24>

**Service&Support (Manuals, Certificates, Characteristics, FAQs,...)**

<https://support.industry.siemens.com/cs/ww/en/ps/LZS:PT3A5L24>

**Image database (product images, 2D dimension drawings, 3D models, device circuit diagrams, EPLAN macros, ...)**

[http://www.automation.siemens.com/bilddb/cax\\_de.aspx?mlfb=LZS:PT3A5L24&lang=en](http://www.automation.siemens.com/bilddb/cax_de.aspx?mlfb=LZS:PT3A5L24&lang=en)

last modified:

04/02/2020