

Plug-in relay complete unit 2 W, 24 V DC LED module red Socket with logic isolation Spring-type terminal (push-in)



Product brand name	SIRIUS
Product designation	Coupling relay with plug-in relay
Product type designation	LZS

General technical data	
Display version LED	Yes
Consumed active power	0.75 W
Percental drop-out voltage related to the input voltage	10 %
Protection class IP	IP20
Switching behavior	monostable
Design of the switching function	changeover switch
Design of the switching function positively driven	No
Mechanical service life (switching cycles)	
• typical	30 000 000
Electrical endurance (switching cycles)	
• at AC-15 at 230 V typical	180 000
Thermal current	12 A
Reference code acc. to DIN EN 81346-2	K

Control circuit/ Control

Control supply voltage at DC	
• rated value	24 V
Operating range factor control supply voltage rated value at DC	
• initial value	0.9
• Full-scale value	1.4
Closing delay	
• at DC	15 ms
Opening delay	
• at DC	18 ms
Design of the relay operating mechanism	poled
Product component Plug-in socket	Yes
Design of the snap-on socket base	Socket with logic isolation

Short-circuit protection

Design of the fuse link	
• for short-circuit protection of the auxiliary switch required	fuse gG: 6 A

Auxiliary circuit

Type of switching contact	Changeover contact
Material of switching contacts	AgNi 90/10
Number of NC contacts for auxiliary contacts	0
Number of NO contacts for auxiliary contacts	0
Number of CO contacts	
• for auxiliary contacts	2
Operating current of auxiliary contacts at AC-15	
• at 250 V	4 A
Operating current at DC-13	
• at 24 V rated value	4 A
Operating current of auxiliary contacts at DC-13	
• at 24 V	4 A

Main circuit

Type of voltage	DC
------------------------	----

Outputs

Ampacity of the output relay at DC-13	
• at 24 V	4 A

Display

Display version	
• as status display by LED	LED red




Connections/ Terminals

Product function	
-------------------------	--

• removable terminal	No
Type of electrical connection	spring-loaded terminals
Type of connectable conductor cross-sections	
• solid	1x (0,75 ... 1,5), 2x (0,75 ... 1,0), 2x 1,5
• finely stranded with core end processing	1x (0,75 ... 1,5), 2x 0,75
• finely stranded without core end processing	1x (0,75 ... 1,5), 2x (0,75 ... 1,0), 2x 1,5
• at AWG conductors solid	1x (18 ... 16), 2x (18 ... 16)
• at AWG conductors stranded	1x (18 ... 16), 2x (18 ... 16)
Connectable conductor cross-section	
• solid	0.75 ... 1.5 mm ²
• finely stranded with core end processing	0.75 ... 1.5 mm ²
• finely stranded without core end processing	0.75 ... 1.5 mm ²
AWG number as coded connectable conductor cross section	
• solid	18 ... 16
• stranded	18 ... 16

Installation/ mounting/ dimensions	
Mounting position	any
Mounting type	snap-on mounting
Height	79 mm
Width	28 mm
Depth	98 mm

Certificates/ approvals

General Product Approval	Declaration of Conformity	other
 VDE	 EAC	 EG-Konf.
	Miscellaneous	Confirmation

Further information

Information- and Downloadcenter (Catalogs, Brochures,...)

<https://www.siemens.com/ic10>

Industry Mall (Online ordering system)

<https://mall.industry.siemens.com/mall/en/en/Catalog/product?mlfb=LZS:PT2D5L24>

Cax online generator

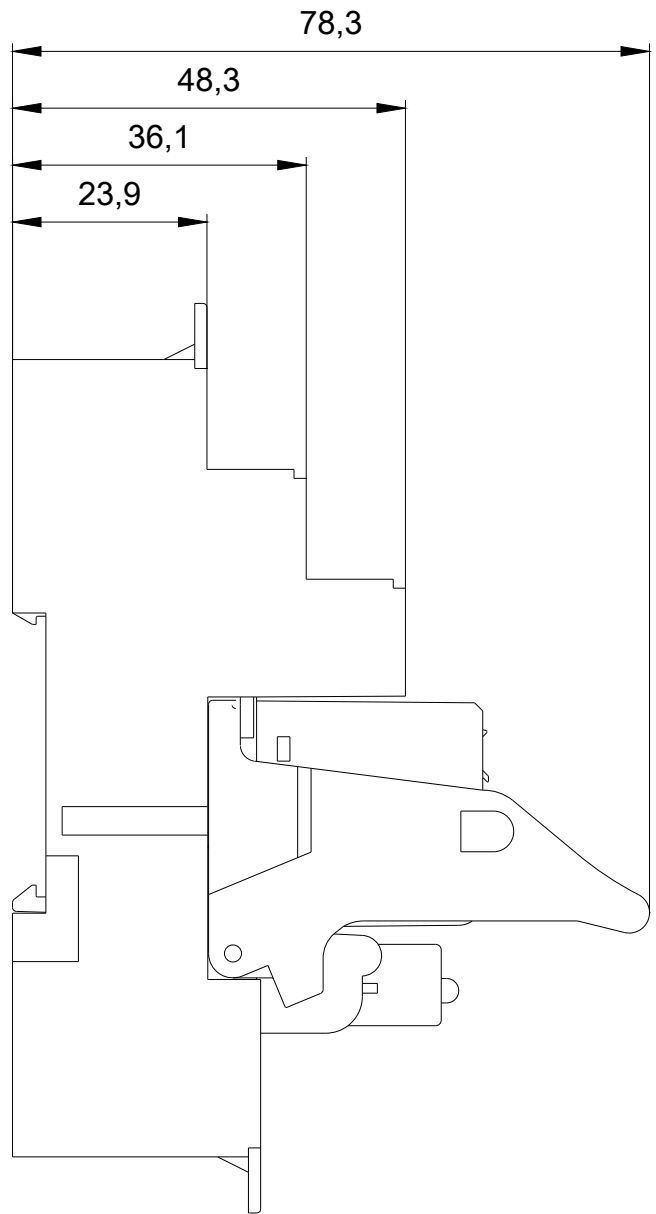
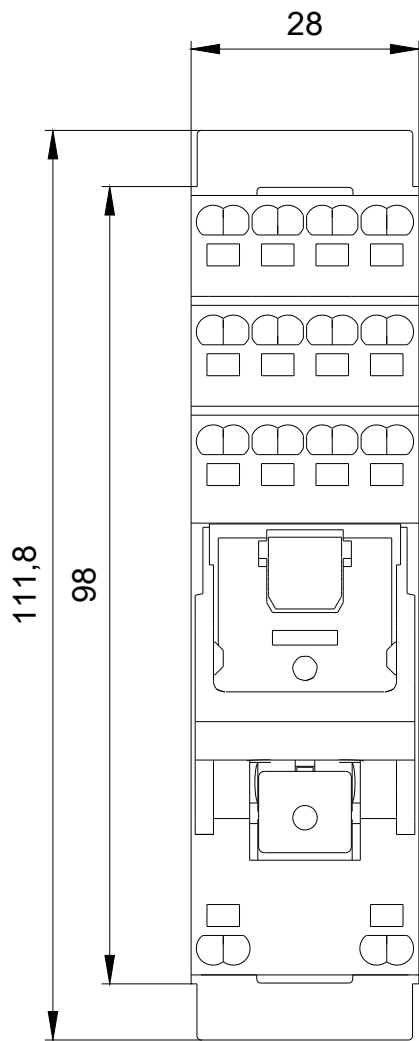
<http://support.automation.siemens.com/WW/CAXorder/default.aspx?lang=en&mlfb=LZS:PT2D5L24>

Service&Support (Manuals, Certificates, Characteristics, FAQs,...)

<https://support.industry.siemens.com/cs/ww/en/ps/LZS:PT2D5L24>

Image database (product images, 2D dimension drawings, 3D models, device circuit diagrams, EPLAN macros, ...)

http://www.automation.siemens.com/bilddb/cax_de.aspx?mlfb=LZS:PT2D5L24&lang=en



last modified:

04/02/2020

W9.4444;
W9.3333; LZS:PT2D5L24_