




fanning strip 2-pole for PT push-in terminal sockets

General technical data	
Display version LED	No
Design of the switching function positively driven	No
Reference code acc. to DIN EN 81346-2	U
Product component Plug-in socket	No

Auxiliary circuit	
Number of NC contacts for auxiliary contacts	0
Number of NO contacts for auxiliary contacts	0
Number of CO contacts	0
<ul style="list-style-type: none"> <li>• for auxiliary contacts</li> </ul>	0

Connections/ Terminals	
Product function	
<ul style="list-style-type: none"> <li>• removable terminal</li> </ul>	No

Installation/ mounting/ dimensions	
Mounting position	any
Height	21 mm
Width	28 mm
Depth	6 mm

Certificates/ approvals	
General Product Approval	Declaration of Conformity
 VDE	 EAC
 EG-Konf.	<a href="#">Miscellaneous</a> <a href="#">Confirmation</a>

Further information
<b>Information- and Downloadcenter (Catalogs, Brochures,...)</b> <a href="https://www.siemens.com/ic10">https://www.siemens.com/ic10</a>
<b>Industry Mall (Online ordering system)</b> <a href="https://mall.industry.siemens.com/mall/en/en/Catalog/product?mlfb=LZS:PT170P1">https://mall.industry.siemens.com/mall/en/en/Catalog/product?mlfb=LZS:PT170P1</a>
<b>Cax online generator</b> <a href="http://support.automation.siemens.com/WW/CAXorder/default.aspx?lang=en&amp;mlfb=LZS:PT170P1">http://support.automation.siemens.com/WW/CAXorder/default.aspx?lang=en&amp;mlfb=LZS:PT170P1</a>
<b>Service&amp;Support (Manuals, Certificates, Characteristics, FAQs,...)</b> <a href="https://support.industry.siemens.com/cs/ww/en/ps/LZS:PT170P1">https://support.industry.siemens.com/cs/ww/en/ps/LZS:PT170P1</a>
<b>Image database (product images, 2D dimension drawings, 3D models, device circuit diagrams, EPLAN macros, ...)</b> <a href="http://www.automation.siemens.com/bilddb/cax_de.aspx?mlfb=LZS:PT170P1&amp;lang=en">http://www.automation.siemens.com/bilddb/cax_de.aspx?mlfb=LZS:PT170P1&amp;lang=en</a>

last modified:

04/02/2020