



**Model Number**

NMB2-12GM85-US-FE-V12

**Features**

- Stainless steel sensing face
- Sensing range 2 mm
- 2-wire AC/DC
- Ferrous targets

**Accessories**

- V12-G-YE2M-PVC**  
Connecting cable, 1/2" - 20 UNF, 3-pin, PVC cable
- V12-W-YE5M-PVC**  
Connecting cable, 1/2" - 20 UNF, 3-pin, PVC cable
- AB-12**  
Mounting aid

**Technical Data**

**General specifications**

Switching element function		AC/DC	NO
Rated operating distance	$s_n$	2 mm	
Installation		flush	
Output polarity		AC/DC	
Assured operating distance	$s_a$	0 ... 1.62 mm	
Actuating element		Ferrous targets	
Reduction factor $r_{Al}$		0	
Reduction factor $r_{Cu}$		0	
Reduction factor $r_{304}$		0.4 - 0.7	
Reduction factor $r_{S37}$		1	
Reduction factor $r_{Brass}$		0	

**Nominal ratings**

Operating voltage DC	$U_B$	20 ... 300 V
Operating voltage AC	$U_B$	20 ... 250 V
Switching frequency	f	30 Hz
Hysteresis	H	3 ... 15 typ. 5 %
Reverse polarity protection		yes
Short-circuit protection		yes
Voltage drop	$U_d$	$\leq 7$ V
Operating current	$I_L$	8 ... 200 mA
Off-state current	$I_r$	$\leq 1.3$ mA
Error indicator		LED, green/yellow (Alternate Flashing) - Short circuit/overload indication

**Indicators/operating means**

Operation indicator	Dual LED	Green: power Yellow: output
---------------------	----------	--------------------------------

**Ambient conditions**

Ambient temperature	-25 ... 70 °C (-13 ... 158 °F)
---------------------	--------------------------------

**Mechanical specifications**

Connection type	Connector 1/2"-20 UN , 3-pin
Housing material	Stainless steel 1.4305 / AISI 303
Sensing face	Stainless steel 1.4305 / AISI 303
Degree of protection	IP67 / IP68 / IP69K - cordset dependent according to cable specification

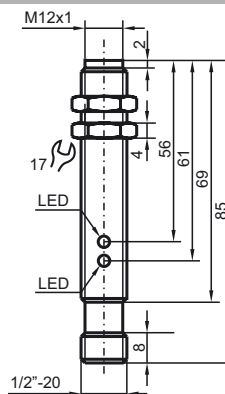
**Compliance with standards and directives**

Standard conformity	
Standards	EN 60947-5-2:2007 IEC 60947-5-2:2007

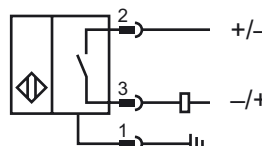
**Approvals and certificates**

UL approval	cULus Listed, General Purpose
CSA approval	cCSAus Listed, General Purpose
CCC approval	Certified by China Compulsory Certification (CCC)

**Dimensions**

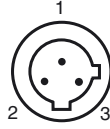


**Electrical Connection**



Release date: 2015-02-24 10:27 Date of issue: 2015-02-24 900126\_eng.xml

Pinout



Wire colors

1	GN	(green)
2	RD/BK	(red/black)
3	RD/WH	(red/white)