



Enclosure for command devices, 22 mm, round, Enclosure material plastic, Enclosure top part yellow, 1 control point plastic, Control point in center, A=EMERGENCY STOP mushroom pushbutton red, 40 mm, rotate-to-unlatch, 1 NC, screw terminal, floor mounting, 1xM20 each on top and bottom

Product brand name	SIRIUS ACT
Product designation	Enclosures
Product type designation	3SU1
Manufacturer's article number	
<ul style="list-style-type: none"> • of supplied contact module 	A1 = 3SU1400-2AA10-1CA0 3SU1400-2AA10-1CA0
<ul style="list-style-type: none"> • of supplied contact module at the command point A 1 	
<ul style="list-style-type: none"> • of the supplied holder 	A = 3SU1500-0AA10-0AA0 3SU1500-0AA10-0AA0
<ul style="list-style-type: none"> • of the supplied holder at the command point A 	
<ul style="list-style-type: none"> • of the supplied actuator 	A = 3SU1000-1HB20-0AA0 3SU1000-1HB20-0AA0
<ul style="list-style-type: none"> • of the supplied actuator at the command point A 	
<ul style="list-style-type: none"> • of supplied empty enclosure 	3SU1801-0AA00-0AA2

Enclosure	
Design of the housing	Command point in center
Shape of the enclosure front	Square
Material of the enclosure	plastic
Number of command points	1
Product component	

<ul style="list-style-type: none"> • EMERGENCY STOP device 	Yes
<ul style="list-style-type: none"> • protective collar 	No
Color	
<ul style="list-style-type: none"> • of top part of the enclosure 	yellow
Delivery state	
<ul style="list-style-type: none"> • as a kit 	No
<ul style="list-style-type: none"> • pre-wired on strip terminal 	No
Mounting type of the enclosure	Vertical

Actuator	
Design of the operating mechanism	Emergency stop mushroom pushbutton
Suitability for use EMERGENCY OFF switch	Yes
Product feature	
<ul style="list-style-type: none"> • lockout 	No
Product extension optional Light source	No
Color	
<ul style="list-style-type: none"> • of the actuating element 	red
Material of the actuating element	plastic
Shape of the actuating element	round
Number of contact modules	1
Type of unlocking device	A = rotate-to-unlatch mechanism

Front ring	
Product component front ring	No
Design of the front ring	Standard

Holder	
Material of the holder	Plastic

Display	
Number of LED modules	0

General technical data	
Product function	
<ul style="list-style-type: none"> • positive opening 	Yes
<ul style="list-style-type: none"> • EMERGENCY OFF function 	Yes
<ul style="list-style-type: none"> • EMERGENCY STOP function 	Yes
Protection class IP	IP66, IP67, IP69(IP69K)
Degree of protection NEMA rating	1, 2, 3, 3R, 4, 4X, 12K, 13
Shock resistance	
<ul style="list-style-type: none"> • acc. to IEC 60068-2-27 	Sinusoidal half-wave 50 g / 11 ms
<ul style="list-style-type: none"> • for railway applications acc. to DIN EN 61373 	Category 1, Class B
Vibration resistance	
<ul style="list-style-type: none"> • acc. to IEC 60068-2-6 	10 ... 500 Hz: 5g
<ul style="list-style-type: none"> • for railway applications acc. to DIN EN 61373 	Category 1, Class B

Reference code acc. to DIN EN 81346-2	S
Reference code acc. to DIN EN 61346-2	S
Continuous current of the C characteristic MCB	10 A; for a short-circuit current smaller than 400 A
Continuous current of the quick DIAZED fuse link	10 A
Continuous current of the DIAZED fuse link gG	10 A
Operating voltage	
• at AC	
— at 50 Hz rated value	5 ... 500 V
— at 60 Hz rated value	5 ... 500 V
• at DC	
— rated value	5 ... 500 V

Auxiliary circuit	
Design of the contact of auxiliary contacts	Silver alloy
Number of NC contacts for auxiliary contacts	1
Number of NO contacts for auxiliary contacts	0

Connections/ Terminals	
Type of electrical connection	
• of modules and accessories	Screw-type terminal
Type of electrical connection on enclosure	Cable routing above and below, both 1 x M20
Tightening torque of the screws in the bracket	1 ... 1.2 N·m
Tightening torque of mounting screws in the enclosure cover	1.5 ... 1.7 N·m
Tightening torque	
• with screw-type terminals	0.8 ... 0.9 N·m

Interfaces	
Design of the interface	
• for communication	without

Ambient conditions	
Ambient temperature	
• during operation	-25 ... +70 °C
• during storage	-40 ... +80 °C
Environmental category during operation acc. to IEC 60721	3M6, 3S2, 3B2, 3C3, 3K6 (with relative air humidity of 10 ... 95 %, no condensation in operation permitted for all devices behind front panel)

Installation/ mounting/ dimensions	
Mounting type	
• of modules and accessories	Floor mounting
Height	85 mm
Width	85 mm
Depth	109 mm
Shape of the installation opening	round

Accessories

Number of labels	0
Marking of the name plate for command devices	A = I
Number of inscription plates	0

Certificates/ approvals

General Product Approval



[Miscellaneous](#)

Test Certificates

[Type Test Certificates/Test Report](#)

[Special Test Certificate](#)



Marine / Shipping

Marine / Shipping

other

[Confirmation](#)



Further information

Information- and Downloadcenter (Catalogs, Brochures,...)

<https://www.siemens.com/ic10>

Industry Mall (Online ordering system)

<https://mall.industry.siemens.com/mall/en/en/Catalog/product?mlfb=3SU1801-0NA00-2AA2>

Cax online generator

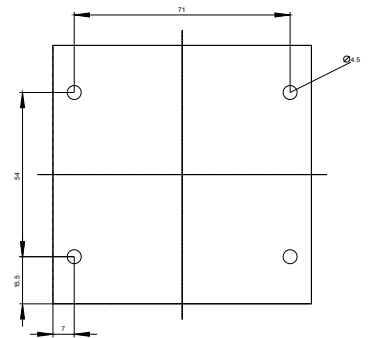
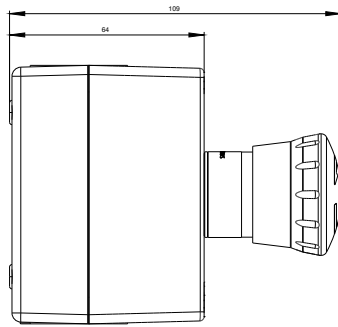
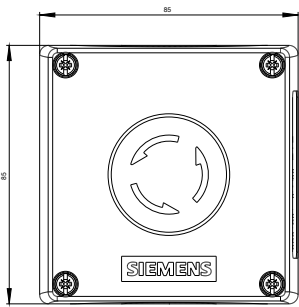
<http://support.automation.siemens.com/WW/CAXorder/default.aspx?lang=en&mlfb=3SU1801-0NA00-2AA2>

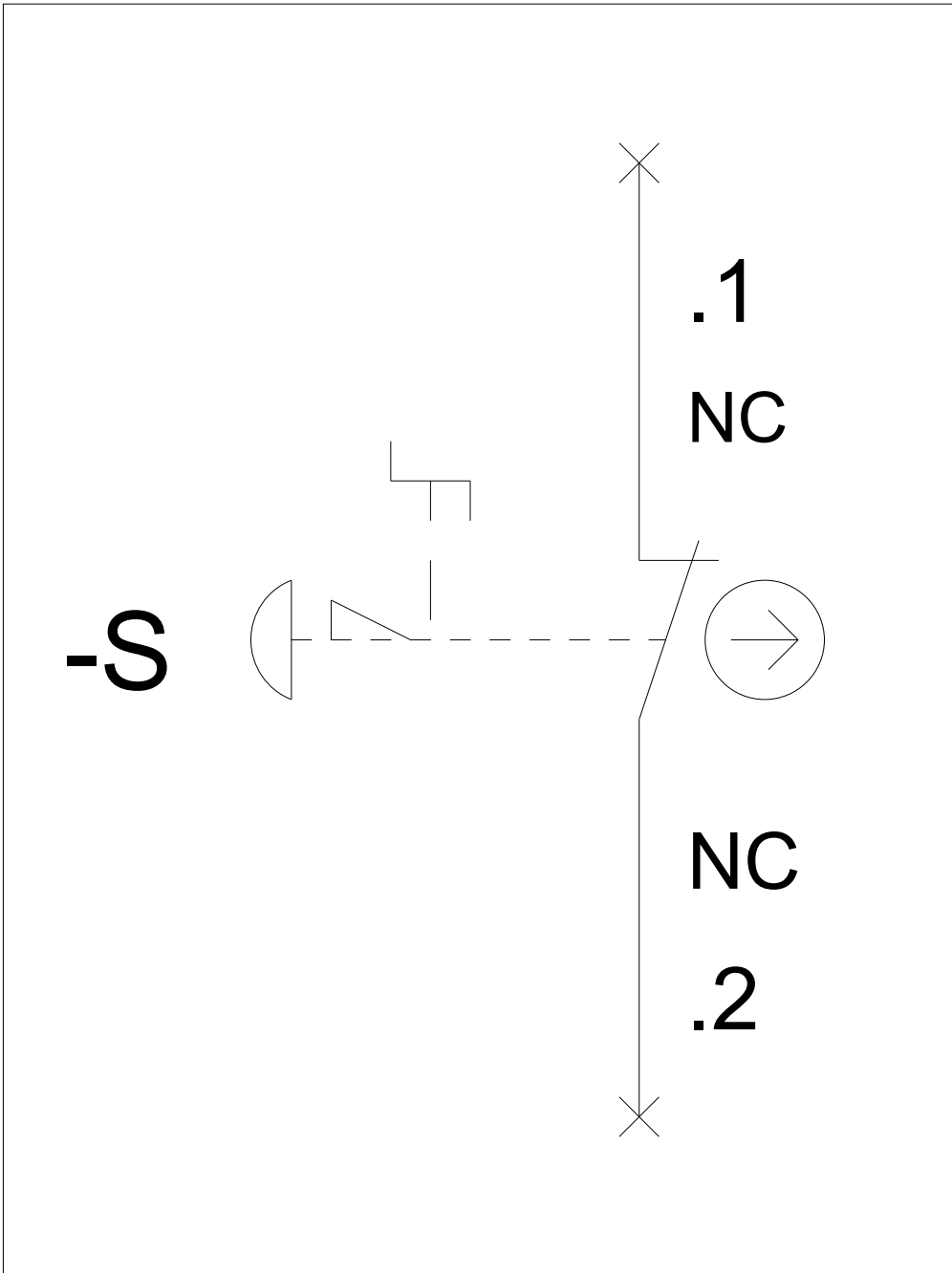
Service&Support (Manuals, Certificates, Characteristics, FAQs,...)

<https://support.industry.siemens.com/cs/ww/en/ps/3SU1801-0NA00-2AA2>

Image database (product images, 2D dimension drawings, 3D models, device circuit diagrams, EPLAN macros, ...)

http://www.automation.siemens.com/bilddb/cax_de.aspx?mlfb=3SU1801-0NA00-2AA2&lang=en





last modified:

03/06/2020