

Enclosure for command devices, 22 mm, round, Enclosure material plastic, enclosure top part gray, 1 control point plastic, Recess for label, A=Pushbutton green, label: I, 1 NO, screw terminal, floor mounting, Label enclosed



<b>Product brand name</b>	SIRIUS ACT
<b>Product designation</b>	Enclosures
<b>Product type designation</b>	3SU1
<b>Manufacturer's article number</b>	<ul style="list-style-type: none"> <li>• of supplied contact module A2 = 3SU1400-2AA10-1BA0 <a href="#">3SU1400-2AA10-1BA0</a></li> <li>• of supplied contact module at the command point A 2</li> <li>• of the supplied holder A = 3SU1500-0AA10-0AA0 <a href="#">3SU1500-0AA10-0AA0</a></li> <li>• of the supplied holder at the command point A <a href="#">3SU1000-0AB40-0AA0</a></li> <li>• of the supplied actuator <a href="#">3SU1000-0AB40-0AA0</a></li> <li>• of the supplied actuator at the command point A <a href="#">3SU1801-0AA00-0AB1</a></li> <li>• of supplied empty enclosure A = 3SU1900-0AF16-0QB0 <a href="#">3SU1900-0AF16-0QB0</a></li> <li>• of supplied accessory</li> <li>• of the supplied accessories at the command point A</li> </ul>

<b>Enclosure</b>	
<b>Design of the housing</b>	with recess for label
<b>Shape of the enclosure front</b>	Square

<b>Material of the enclosure</b>	plastic
<b>Number of command points</b>	1
<b>Product component</b>	
• EMERGENCY STOP device	No
• protective collar	No
<b>Color</b>	
• of top part of the enclosure	grey
<b>Delivery state</b>	
• as a kit	No
• pre-wired on strip terminal	No
<b>Mounting type of the enclosure</b>	Vertical

### Actuator

<b>Design of the operating mechanism</b>	Pushbutton
Suitability for use EMERGENCY OFF switch	No
<b>Product feature</b>	
• lockout	No
<b>Product extension optional Light source</b>	No
<b>Color</b>	
• of the actuating element	green
<b>Material of the actuating element</b>	plastic
<b>Shape of the actuating element</b>	round
<b>Number of contact modules</b>	1

### Front ring

<b>Product component front ring</b>	Yes
<b>Design of the front ring</b>	Standard
<b>Material of the front ring</b>	plastic
<b>Color of the front ring</b>	black

### Holder

<b>Material of the holder</b>	Plastic
-------------------------------	---------

### Display

<b>Number of LED modules</b>	0
------------------------------	---

### General technical data

<b>Product function</b>	
• positive opening	No
• EMERGENCY OFF function	No
• EMERGENCY STOP function	No
<b>Protection class IP</b>	IP66, IP67, IP69(IP69K)
<b>Degree of protection NEMA rating</b>	1, 2, 3, 3R, 4, 4X, 12K, 13
<b>Shock resistance</b>	
• acc. to IEC 60068-2-27	Sinusoidal half-wave 50 g / 11 ms
• for railway applications acc. to DIN EN 61373	Category 1, Class B

<b>Vibration resistance</b>	
<ul style="list-style-type: none"> <li>• acc. to IEC 60068-2-6</li> <li>• for railway applications acc. to DIN EN 61373</li> </ul>	10 ... 500 Hz: 5g Category 1, Class B
<b>Reference code acc. to DIN EN 81346-2</b>	S
<b>Reference code acc. to DIN EN 61346-2</b>	S
<b>Continuous current of the C characteristic MCB</b>	10 A; for a short-circuit current smaller than 400 A
<b>Continuous current of the quick DIAZED fuse link</b>	10 A
<b>Continuous current of the DIAZED fuse link gG</b>	10 A
<b>Operating voltage</b>	
<ul style="list-style-type: none"> <li>• at AC               <ul style="list-style-type: none"> <li>— at 50 Hz rated value</li> <li>— at 60 Hz rated value</li> </ul> </li> <li>• at DC               <ul style="list-style-type: none"> <li>— rated value</li> </ul> </li> </ul>	5 ... 500 V 5 ... 500 V 5 ... 500 V

<b>Auxiliary circuit</b>	
<b>Design of the contact of auxiliary contacts</b>	Silver alloy
<b>Number of NC contacts for auxiliary contacts</b>	0
<b>Number of NO contacts for auxiliary contacts</b>	1

<b>Connections/ Terminals</b>	
<b>Type of electrical connection</b>	
<ul style="list-style-type: none"> <li>• of modules and accessories</li> </ul>	Screw-type terminal
<b>Type of electrical connection on enclosure</b>	Cable routing above and below, both 1 x M20
<b>Tightening torque of the screws in the bracket</b>	1 ... 1.2 N·m
<b>Tightening torque of mounting screws in the enclosure cover</b>	1.5 ... 1.7 N·m
<b>Tightening torque</b>	
<ul style="list-style-type: none"> <li>• with screw-type terminals</li> </ul>	0.8 ... 0.9 N·m

<b>Interfaces</b>	
<b>Design of the interface</b>	
<ul style="list-style-type: none"> <li>• for communication</li> </ul>	without

<b>Ambient conditions</b>	
<b>Ambient temperature</b>	
<ul style="list-style-type: none"> <li>• during operation</li> <li>• during storage</li> </ul>	-25 ... +70 °C -40 ... +80 °C
Environmental category during operation acc. to IEC 60721	3M6, 3S2, 3B2, 3C3, 3K6 (with relative air humidity of 10 ... 95 %, no condensation in operation permitted for all devices behind front panel)

<b>Installation/ mounting/ dimensions</b>	
<b>Mounting type</b>	
<ul style="list-style-type: none"> <li>• of modules and accessories</li> </ul>	Floor mounting
<b>Height</b>	85 mm

Width	85 mm
Depth	75 mm
Shape of the installation opening	round

#### Accessories

Number of labels	1
Marking of the name plate for command devices	A = I
Color of the label	A = black
Number of inscription plates	0

#### Certificates/ approvals

General Product Approval	Declaration of Conformity
--------------------------	---------------------------



Declaration of Conformity	Test Certificates	Marine / Shipping
---------------------------	-------------------	-------------------

[Miscellaneous](#)

[Type Test Certificates/Test Report](#)

[Special Test Certificate](#)



Marine / Shipping	other
-------------------	-------



[Confirmation](#)

#### Further information

Information- and Downloadcenter (Catalogs, Brochures,...)

<https://www.siemens.com/ic10>

Industry Mall (Online ordering system)

<https://mall.industry.siemens.com/mall/en/en/Catalog/product?mlfb=3SU1801-0AB00-2AB1>

Cax online generator

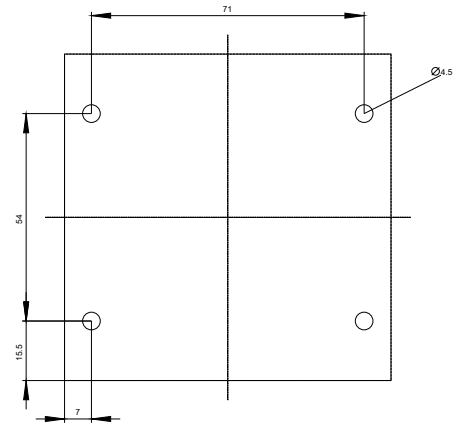

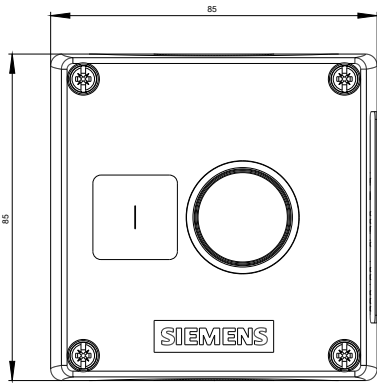
<http://support.automation.siemens.com/WW/CAXorder/default.aspx?lang=en&mlfb=3SU1801-0AB00-2AB1>

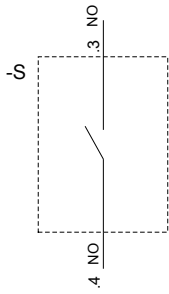
Service&Support (Manuals, Certificates, Characteristics, FAQs,...)

<https://support.industry.siemens.com/cs/ww/en/ps/3SU1801-0AB00-2AB1>

Image database (product images, 2D dimension drawings, 3D models, device circuit diagrams, EPLAN macros, ...)

[http://www.automation.siemens.com/bilddb/cax\\_de.aspx?mlfb=3SU1801-0AB00-2AB1&lang=en](http://www.automation.siemens.com/bilddb/cax_de.aspx?mlfb=3SU1801-0AB00-2AB1&lang=en)





SIEMENS

3SU18.1.(AB,AD)0\_01\_4\_IEC\_V.DXF

Format / Size: Hybrid quer

last modified:

03/06/2020