

LED module with integrated LED 6-24V AC/DC red, screw terminal, for front plate mounting



| | |
|--------------------------|------------|
| Product brand name | SIRIUS ACT |
| Product designation | LED module |
| Product type designation | 3SU1 |

General technical data

| | |
|--|--|
| Product component | |
| <ul style="list-style-type: none"> • diode • lamp transformer • Light source • series resistor | <ul style="list-style-type: none"> Yes No Yes No |
| Insulation voltage | |
| <ul style="list-style-type: none"> • rated value | 320 V |
| Degree of pollution | 3 |
| Type of voltage | |
| <ul style="list-style-type: none"> • of the operating voltage • for actuation | <ul style="list-style-type: none"> AC/DC AC/DC |
| Surge voltage resistance rated value | 4 kV |
| Consumed current | |
| <ul style="list-style-type: none"> • maximum | 20 mA |
| Protection class IP | |

| | |
|--|---|
| <ul style="list-style-type: none"> • of the enclosure • of the terminal | <p>IP40</p> <p>IP20</p> |
| Shock resistance <ul style="list-style-type: none"> • acc. to IEC 60068-2-27 • for railway applications acc. to DIN EN 61373 | <p>Sinusoidal half-wave 50 g / 11 ms</p> <p>Category 1, Class B</p> |
| Vibration resistance <ul style="list-style-type: none"> • acc. to IEC 60068-2-6 • for railway applications acc. to DIN EN 61373 | <p>10 ... 500 Hz: 5g</p> <p>Category 1, Class B</p> |
| Operating period typical | 100 000 h |
| Reference code acc. to DIN EN 81346-2 | P |
| Reference code acc. to DIN EN 61346-2 | P |
| Operating voltage <ul style="list-style-type: none"> • at AC <ul style="list-style-type: none"> — at 50 Hz rated value — at 60 Hz rated value • at DC <ul style="list-style-type: none"> — rated value | <p>6 ... 24 V</p> <p>6 ... 24 V</p> <p>6 ... 24 V</p> |
| Relative positive tolerance of the operating voltage | 20 % |
| Relative negative tolerance of the operating voltage | 20 % |

Control circuit/ Control

| | |
|-------------------------------|-----|
| Inrush current maximum | 2 A |
|-------------------------------|-----|

Connections/ Terminals

| | |
|---|--|
| Type of electrical connection | screw-type terminals |
| Type of connectable conductor cross-sections <ul style="list-style-type: none"> • solid with core end processing • solid without core end processing • finely stranded with core end processing • finely stranded without core end processing • at AWG conductors | <p>2x (0.5 ... 0.75 mm²)</p> <p>2x (1.0 ... 1.5 mm²)</p> <p>2x (0.5 ... 1.5 mm²)</p> <p>2x (1,0 ... 1,5 mm²)</p> <p>2x (18 ... 14)</p> |
| Tightening torque <ul style="list-style-type: none"> • with screw-type terminals | 0.8 ... 0.9 N·m |

Lamp

| | |
|---|---------------------|
| Type of light source | LED |
| Color of the light source | red |
| Light intensity | 450 ... 1 120 mcd |
| Certificate of suitability <ul style="list-style-type: none"> • ATEX • IECEx | <p>No</p> <p>No</p> |

Ambient conditions

| | |
|---|----------------|
| Ambient temperature <ul style="list-style-type: none"> • during operation | -25 ... +70 °C |
|---|----------------|

- during storage

-40 ... +80 °C

Environmental category during operation acc. to IEC 60721

3M6, 3S2, 3B2, 3C3, 3K6 (with relative air humidity of 10 ... 95 %, no condensation in operation permitted)

Installation/ mounting/ dimensions

Mounting type

- of modules and accessories

Front plate mounting

Height

33.2 mm

Width

9.8 mm

Depth

29.4 mm

Certificates/ approvals

General Product Approval

EMC

Declaration of Conformity



CCC



CSA



UL



RCM



EG-Konf.

Declaration of Conformity

[Miscellaneous](#)

Test Certificates

[Special Test Certificate](#)

[Type Test Certificates/Test Report](#)

Marine / Shipping



ABS



LRS



PRS

Marine / Shipping



RINA



RMRS



DNV-GL

other

[Confirmation](#)

Further information

Information- and Downloadcenter (Catalogs, Brochures,...)

<https://www.siemens.com/ic10>

Industry Mall (Online ordering system)

<https://mall.industry.siemens.com/mall/en/en/Catalog/product?mlfb=3SU1401-1BG20-1AA0>

Cax online generator

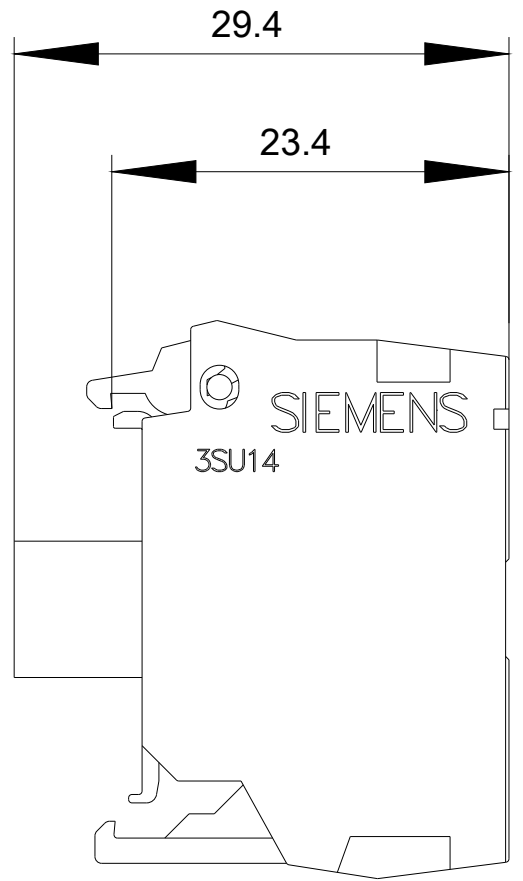
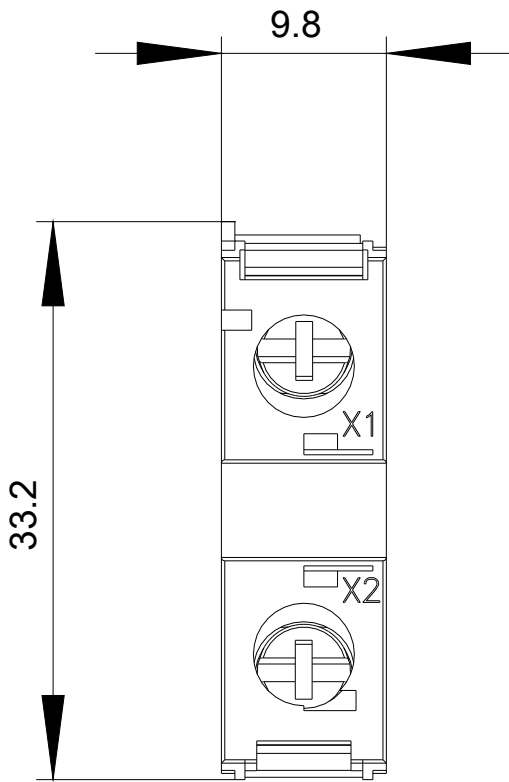
<http://support.automation.siemens.com/WW/CAXorder/default.aspx?lang=en&mlfb=3SU1401-1BG20-1AA0>

Service&Support (Manuals, Certificates, Characteristics, FAQs,...)

<https://support.industry.siemens.com/cs/ww/en/ps/3SU1401-1BG20-1AA0>

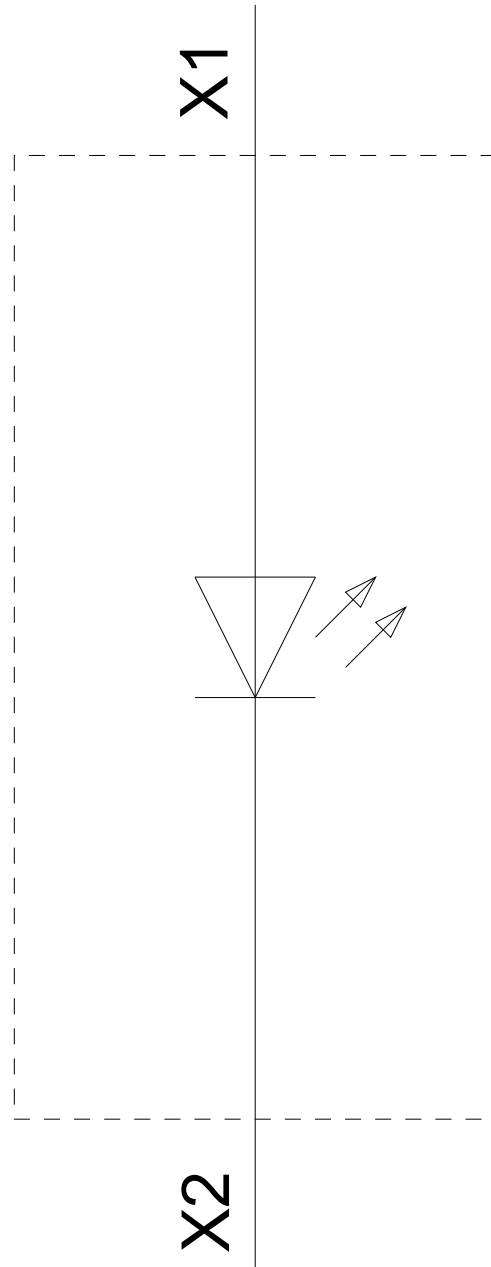
Image database (product images, 2D dimension drawings, 3D models, device circuit diagrams, EPLAN macros, ...)

http://www.automation.siemens.com/bilddb/cax_de.aspx?mlfb=3SU1401-1BG20-1AA0&lang=en



6-24 V AC/DC

-P



last modified:

03/10/2020