

Electronics module for IO-Link, black, 8 inputs/outputs, 2 DI/6 DQ, Push-in, for floor mounting



Product brand name	SIRIUS ACT
Product designation	Electronic module for IO-Link
Product type designation	3SU1

General technical data	
Insulation voltage	
• rated value	30 V
Degree of pollution	3
Type of voltage	
• of the operating voltage	DC
• of the input voltage	DC
Surge voltage resistance rated value	0.8 kV
Consumed current	
• maximum	41 mA
Protection class IP	IP20
Shock resistance	
• for railway applications acc. to DIN EN 61373	Category 1, Class B
Vibration resistance	
• for railway applications acc. to DIN EN 61373	Category 1, Class B
Reference code acc. to DIN EN 81346-2	P

Reference code acc. to DIN EN 61346-2	P
Operating voltage	18 ... 30 V
<ul style="list-style-type: none"> • rated value 	
Operating voltage 1	24 V
<ul style="list-style-type: none"> • at DC rated value 	

Communication/ Protocol

Protocol is supported	No
<ul style="list-style-type: none"> • AS-Interface protocol 	Yes
<ul style="list-style-type: none"> • IO-Link protocol 	
IO-Link transfer rate	COM2 (38,4 kBaud)
Point-to-point cycle time between master and IO-Link device minimum	10 ms
Type of voltage supply via input/output link master	Yes
Amount of data	3 byte
<ul style="list-style-type: none"> • of the address area of the inputs with cyclical transfer total 	1 byte
<ul style="list-style-type: none"> • of the address area of the outputs with cyclical transfer total 	

Inputs/ Outputs

Number of digital inputs	2
Number of digital outputs	6

Connections/ Terminals

Type of electrical connection	Push-in terminal
Type of connectable conductor cross-sections	1x (0.14 ... 0.5 mm ²)
<ul style="list-style-type: none"> • solid with core end processing 	1x (0.14 ... 0.5 mm ²)
<ul style="list-style-type: none"> • solid without core end processing 	1x (0.2 ... 0.5 mm ²)
<ul style="list-style-type: none"> • finely stranded without core end processing 	1x (26 ... 20)
<ul style="list-style-type: none"> • at AWG conductors 	

Product Function

Suitability for use	Yes
<ul style="list-style-type: none"> • safety-related circuits 	

Safety related data

Performance level (PL) acc. to EN ISO 13849-1	e
Category acc. to EN 954-1	4

Ambient conditions

Ambient temperature	-25 ... +70 °C
<ul style="list-style-type: none"> • during operation 	-40 ... +80 °C
<ul style="list-style-type: none"> • during storage 	
Environmental category during operation acc. to IEC 60721	3M6, 3S2, 3B2, 3C3 (without salt spray), 3K6 (with relative humidity of 10 ... 95%, no condensation in operation permitted)



Installation/ mounting/ dimensions

Mounting type <ul style="list-style-type: none">• of modules and accessories	Floor mounting
Height	57.5 mm
Width	23.8 mm
Depth	53.5 mm

Measuring circuit

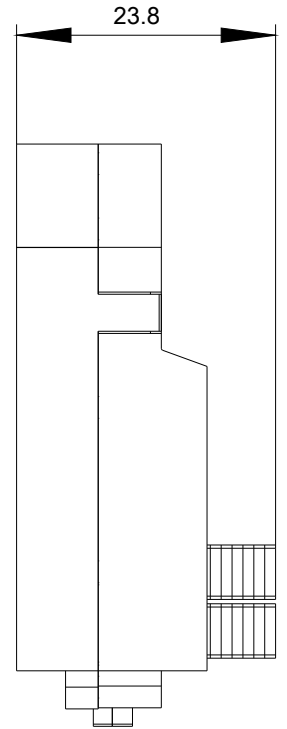
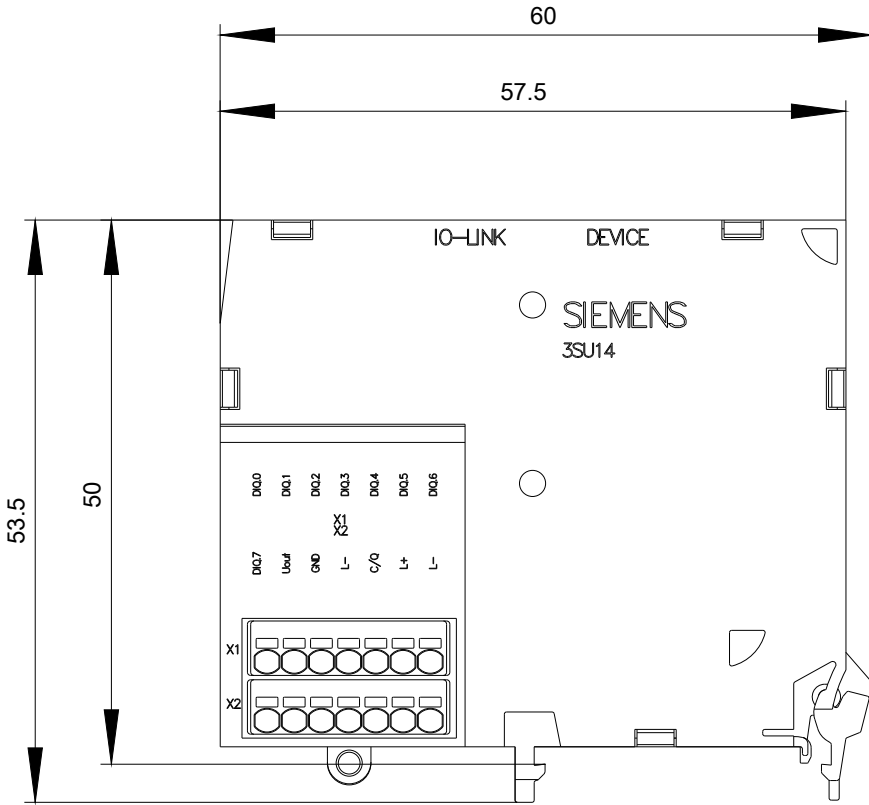
Product function	2DI / 6DO
-------------------------	-----------

Certificates/ approvals

General Product Approval	Declaration of Conformity	Test Certificates	other
	 EG-Konf.	Miscellaneous Type Test Certificates/Test Report	Special Test Certificate Confirmation

Further information

- Information- and Downloadcenter (Catalogs, Brochures,...)**
<https://www.siemens.com/ic10>
- Industry Mall (Online ordering system)**
<https://mall.industry.siemens.com/mall/en/en/Catalog/product?mlfb=3SU1400-2HN10-6AA0>
- Cax online generator**
<http://support.automation.siemens.com/WW/CAXorder/default.aspx?lang=en&mlfb=3SU1400-2HN10-6AA0>
- Service&Support (Manuals, Certificates, Characteristics, FAQs,...)**
<https://support.industry.siemens.com/cs/ww/en/ps/3SU1400-2HN10-6AA0>
- Image database (product images, 2D dimension drawings, 3D models, device circuit diagrams, EPLAN macros, ...)**
http://www.automation.siemens.com/bilddb/cax_de.aspx?mlfb=3SU1400-2HN10-6AA0&lang=en



last modified:

03/10/2020