

Contact module with 1 contact element, 1 NO, screw-type terminal, for floor mounting, Minimum order quantity 5 or a multiple thereof



Product brand name	SIRIUS ACT
Product designation	Contact module
Product type designation	3SU1

General technical data	
Product function	No
<ul style="list-style-type: none"> positive opening 	
Insulation voltage	500 V
<ul style="list-style-type: none"> rated value 	
Degree of pollution	3
Type of voltage	AC/DC
<ul style="list-style-type: none"> of the operating voltage of the input voltage 	AC/DC
Surge voltage resistance rated value	6 kV
Protection class IP	IP40
<ul style="list-style-type: none"> of the enclosure of the terminal 	IP20
Shock resistance	Sinusoidal half-wave 50 g / 11 ms
<ul style="list-style-type: none"> acc. to IEC 60068-2-27 for railway applications acc. to DIN EN 61373 	Category 1, Class B

Vibration resistance	
<ul style="list-style-type: none"> • acc. to IEC 60068-2-6 • for railway applications acc. to DIN EN 61373 	10 ... 500 Hz: 5g Category 1, Class B
Operating frequency maximum	3 600 1/h
Mechanical service life (switching cycles)	
<ul style="list-style-type: none"> • typical 	10 000 000
Electrical endurance (switching cycles)	
<ul style="list-style-type: none"> • typical 	10 000 000
Thermal current	10 A
Reference code acc. to DIN EN 81346-2	S
Reference code acc. to DIN EN 61346-2	S
Continuous current of the C characteristic MCB	10 A
Operating voltage	
<ul style="list-style-type: none"> • at AC <ul style="list-style-type: none"> — at 50 Hz rated value — at 60 Hz rated value • at DC <ul style="list-style-type: none"> — rated value 	5 ... 500 V 5 ... 500 V 5 ... 500 V

Power Electronics

Contact reliability	One maloperation per 100 million (17 V, 5 mA), one maloperation per 10 million (5 V, 1 mA)
----------------------------	--

Auxiliary circuit

Design of the contact of auxiliary contacts	Silver alloy
Number of NC contacts for auxiliary contacts	0
<ul style="list-style-type: none"> • lagging switching 	0
Number of NO contacts for auxiliary contacts	1
<ul style="list-style-type: none"> • leading contact 	0
Operating current at AC-12	
<ul style="list-style-type: none"> • at 24 V rated value • at 48 V rated value • at 110 V rated value • at 230 V rated value • at 400 V rated value 	10 A 10 A 10 A 8 A 8 A
Operating current at AC-15	
<ul style="list-style-type: none"> • at 24 V rated value • at 48 V rated value • at 110 V rated value • at 230 V rated value • at 400 V rated value • at 500 V rated value 	6 A 6 A 6 A 6 A 3 A 1.4 A
Operating current at DC-12	

<ul style="list-style-type: none"> • at 24 V rated value • at 48 V rated value • at 110 V rated value • at 230 V rated value • at 400 V rated value • at 500 V rated value 	10 A 5 A 2.5 A 1 A 0.3 A 0.3 A
Operating current at DC-13	
<ul style="list-style-type: none"> • at 24 V rated value • at 48 V rated value • at 110 V rated value • at 230 V rated value • at 400 V rated value • at 500 V rated value 	3 A 1.5 A 0.7 A 0.3 A 0.1 A 0.1 A

Connections/ Terminals

Type of electrical connection	screw-type terminals
Type of connectable conductor cross-sections	
<ul style="list-style-type: none"> • solid with core end processing • solid without core end processing • finely stranded with core end processing • finely stranded without core end processing • at AWG conductors 	2x (0.5 ... 0.75 mm ²) 2x (1.0 ... 1.5 mm ²) 2x (0.5 ... 1.5 mm ²) 2x (1,0 ... 1,5 mm ²) 2x (18 ... 14)
Tightening torque	
<ul style="list-style-type: none"> • with screw-type terminals 	0.8 ... 0.9 N·m

Ambient conditions

Ambient temperature	
<ul style="list-style-type: none"> • during operation • during storage 	-25 ... +70 °C -40 ... +80 °C
Environmental category during operation acc. to IEC 60721	3M6, 3S2, 3B2, 3C3 (without salt spray), 3K6 (with relative humidity of 10 ... 95%, no condensation in operation permitted)

Installation/ mounting/ dimensions

Mounting type	floor mounting
<ul style="list-style-type: none"> • of modules and accessories 	Floor mounting
Height	33.2 mm
Width	9.8 mm
Depth	27.7 mm

Certificates/ approvals

General Product Approval



CCC



CSA



UL



VDE

[KC](#)



Declaration of Conformity



EG-Konf.

[Miscellaneous](#)

Test Certificates

[Special Test Certificate](#)

[Type Test Certificates/Test Report](#)

Marine / Shipping



ABS



LRS

Marine / Shipping



PRS



RINA



RMRS



DNVGL.COM/AF

other

[Confirmation](#)

Further information

Information- and Downloadcenter (Catalogs, Brochures,...)

<https://www.siemens.com/ic10>

Industry Mall (Online ordering system)

<https://mall.industry.siemens.com/mall/en/en/Catalog/product?mlfb=3SU1400-2AA10-1BA0>

Cax online generator

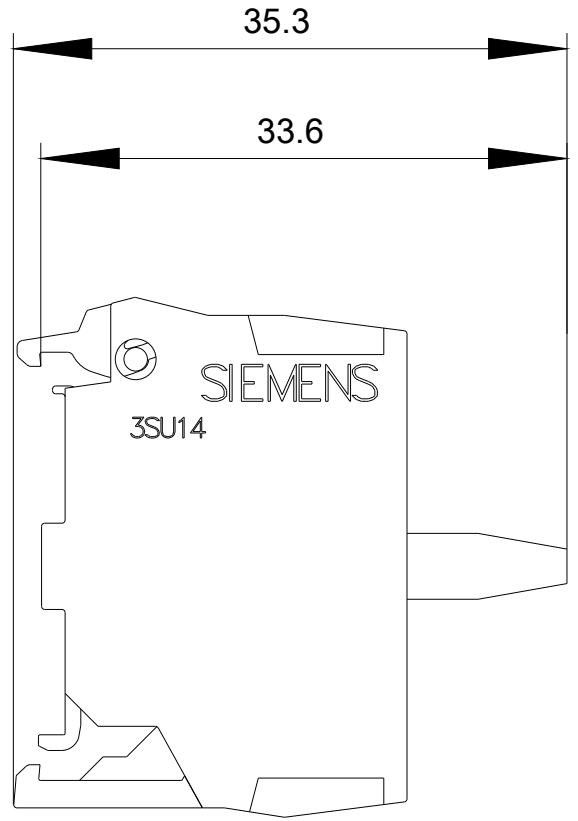
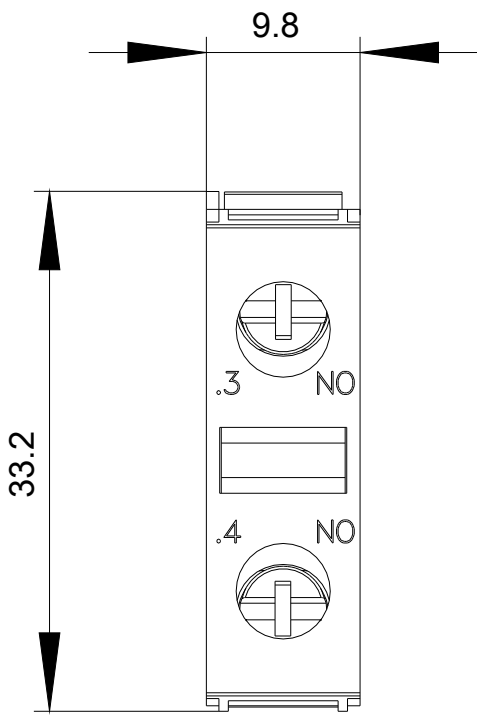
<http://support.automation.siemens.com/WW/CAXorder/default.aspx?lang=en&mlfb=3SU1400-2AA10-1BA0>

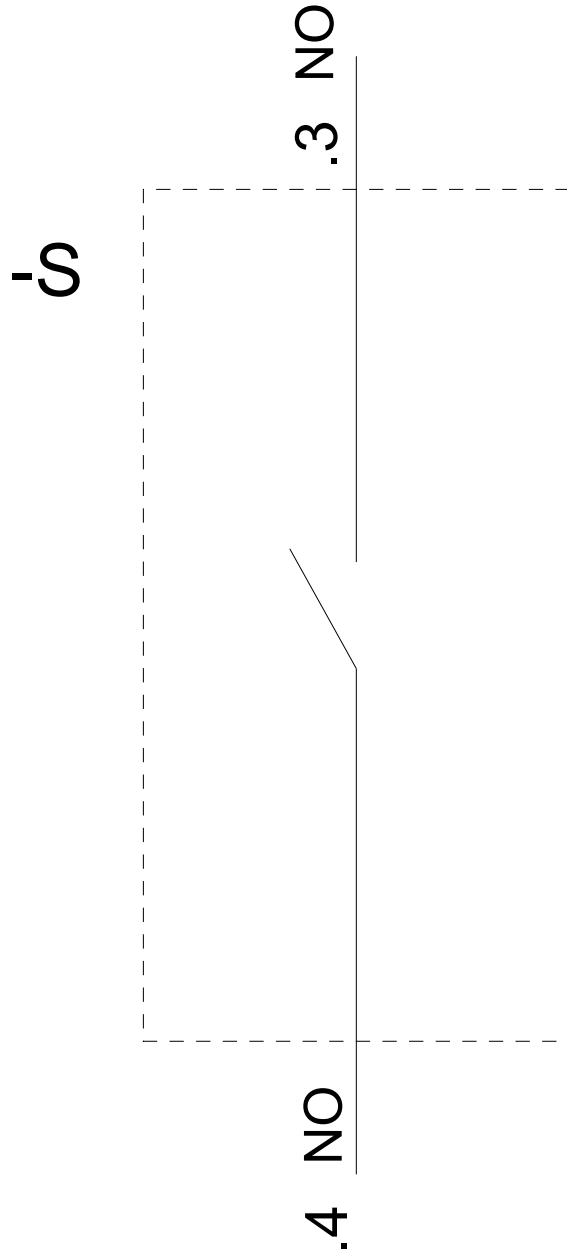
Service&Support (Manuals, Certificates, Characteristics, FAQs,...)

<https://support.industry.siemens.com/cs/ww/en/ps/3SU1400-2AA10-1BA0>

Image database (product images, 2D dimension drawings, 3D models, device circuit diagrams, EPLAN macros, ...)

http://www.automation.siemens.com/bilddb/cax_de.aspx?mlfb=3SU1400-2AA10-1BA0&lang=en





last modified:

03/03/2020