

Indicator lights, compact, 22 mm, round, metal, yellow, lens, smooth, with holder, Operating voltage 24 V AC/DC, screw terminal



Product brand name	SIRIUS ACT
Product designation	Indicator lights
Design of the product	Compact unit
Product type designation	3SU1
Product line	Metal, shiny, 22 mm
Manufacturer's article number	
• of the supplied holder	<a href="#">3SU1550-0AA10-0AA0</a>

### Enclosure

Shape of the enclosure front	round
------------------------------	-------

### Actuator

Product extension optional Light source	No
Color	
• of the actuating element	yellow
Material of the actuating element	plastic
Shape of the actuating element	round
Outer diameter of the actuating element	29.5 mm

### Front ring

Product component front ring	No
------------------------------	----

Holder	
<b>Material of the holder</b>	Metal
General technical data	
<b>Product component</b>	
• Light source	Yes
<b>Insulation voltage</b>	
• rated value	320 V
<b>Degree of pollution</b>	3
<b>Surge voltage resistance rated value</b>	4 kV
<b>Consumed current</b>	
• maximum	20 mA
<b>Protection class IP</b>	IP66, IP67, IP69(IP69K)
• of the terminal	IP20
<b>Degree of protection NEMA rating</b>	1, 2, 3, 3R, 4, 4X, 12, 13
<b>Shock resistance</b>	
• acc. to IEC 60068-2-27	Sinusoidal half-wave 50 g / 11 ms
<b>Vibration resistance</b>	
• acc. to IEC 60068-2-6	10 ... 500 Hz: 5g
<b>Operating period typical</b>	100 000 h
<b>Reference code acc. to DIN EN 81346-2</b>	P
<b>Reference code acc. to DIN EN 61346-2</b>	P
Supply voltage	
<b>Type of voltage of the supply voltage</b>	
• of the light source	AC/DC
<b>Supply voltage of the light source at AC</b>	
• at 50 Hz rated value	24 V
• at 60 Hz rated value	24 V
<b>Supply voltage of the light source at DC</b>	
• rated value	24 V
<b>Relative negative tolerance of the supply voltage</b>	20 %
<b>Relative positive tolerance of the supply voltage</b>	20 %
Control circuit/ Control	
<b>Inrush current maximum</b>	2 A
Connections/ Terminals	
<b>Type of electrical connection</b>	screw-type terminals
<b>Type of connectable conductor cross-sections</b>	
• solid with core end processing	2x (0.5 ... 0.75 mm <sup>2</sup> )
• solid without core end processing	2x (1.0 ... 1.5 mm <sup>2</sup> )
• finely stranded with core end processing	2x (0.5 ... 1.5 mm <sup>2</sup> )
• finely stranded without core end processing	2x (1,0 ... 1,5 mm <sup>2</sup> )
• at AWG conductors	2x (18 ... 14)

Tightening torque of the screws in the bracket	1 ... 1.2 N·m
Tightening torque	
<ul style="list-style-type: none"> <li>with screw-type terminals</li> </ul>	0.8 ... 1 N·m

### Lamp

Type of light source	LED
Color of the light source	yellow
Light intensity	900 ... 1 400 mcd





### Ambient conditions

Ambient temperature	
<ul style="list-style-type: none"> <li>during operation</li> <li>during storage</li> </ul>	-25 ... +70 °C -40 ... +80 °C
Environmental category during operation acc. to IEC 60721	3M6, 3S2, 3B2, 3K6 (with relative air humidity of 10 ... 95 %, no condensation in operation permitted for all devices behind front panel)

### Installation/ mounting/ dimensions

Height	40 mm
Width	30 mm
Shape of the installation opening	round
Mounting diameter	22.3 mm
Positive tolerance of installation diameter	0.4 mm
Mounting height	12.9 mm
Installation width	29.5 mm
Installation depth	49.6 mm

### Certificates/ approvals

General Product Approval	Declaration of Conformity	Test Certificates
 CSA	 UL	 EAC
	 EG-Konf.	<a href="#">Miscellaneous</a> <a href="#">Type Test Certificates/Test Report</a>

Test Certificates	other
<a href="#">Special Test Certificate</a>	<a href="#">Confirmation</a>

### Further information

Information- and Downloadcenter (Catalogs, Brochures,...)  
<https://www.siemens.com/ic10>

**Industry Mall (Online ordering system)**

<https://mall.industry.siemens.com/mall/en/en/Catalog/product?mlfb=3SU1251-6AB30-1AA0>

**Cax online generator**

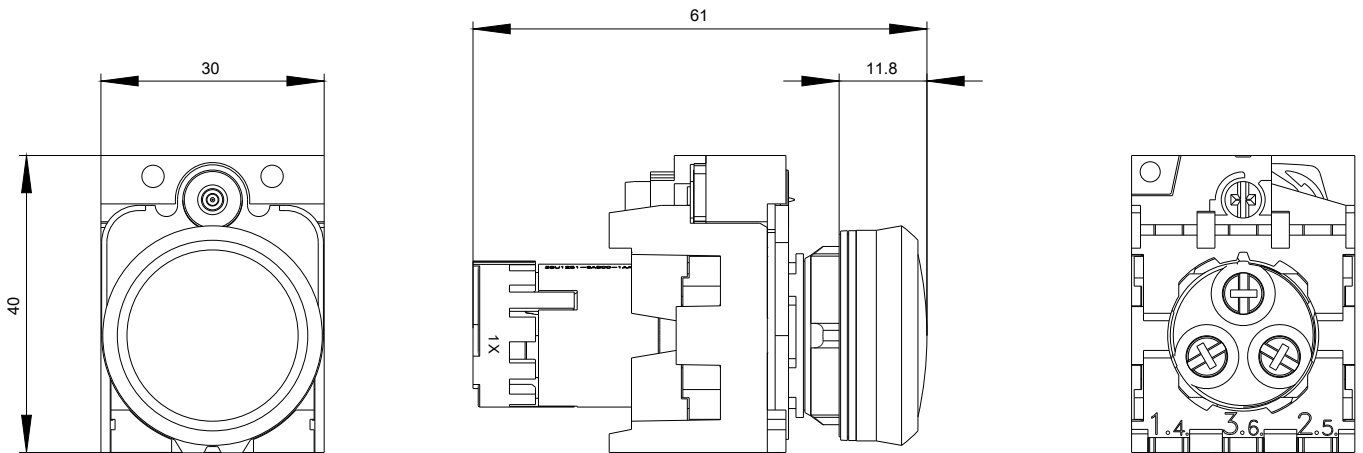
<http://support.automation.siemens.com/WW/CAXorder/default.aspx?lang=en&mlfb=3SU1251-6AB30-1AA0>

**Service&Support (Manuals, Certificates, Characteristics, FAQs,...)**

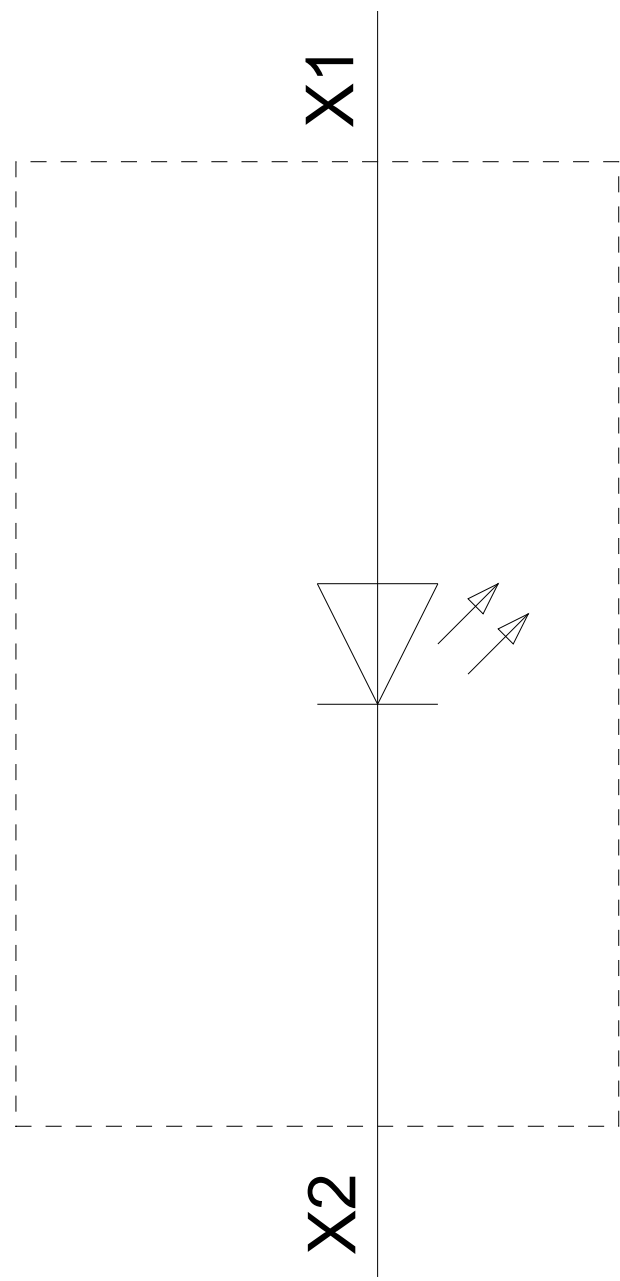
<https://support.industry.siemens.com/cs/ww/en/ps/3SU1251-6AB30-1AA0>

**Image database (product images, 2D dimension drawings, 3D models, device circuit diagrams, EPLAN macros, ...)**

[http://www.automation.siemens.com/bilddb/cax\\_de.aspx?mlfb=3SU1251-6AB30-1AA0&lang=en](http://www.automation.siemens.com/bilddb/cax_de.aspx?mlfb=3SU1251-6AB30-1AA0&lang=en)



24 V AC/DC  
-P



last modified:

03/06/2020