

Illuminated pushbutton, 22 mm, round, metal, shiny, red, pushbutton, flat, momentary contact type, with holder, 1 NO+1 NC, LED module with integrated LED 230 V AC, screw terminal



| | |
|-------------------------------|--|
| Product brand name | SIRIUS ACT |
| Product designation | Illuminated pushbuttons |
| Design of the product | Complete unit |
| Product type designation | 3SU1 |
| Product line | Metal, shiny, 22 mm |
| Manufacturer's article number | <ul style="list-style-type: none"> • 1 of supplied contact module 3SU1400-1AA10-1FA0 • of supplied LED module 3SU1401-1BF20-1AA0 • of the supplied holder 3SU1550-0AA10-0AA0 • of the supplied actuator 3SU1051-0AB20-0AA0 |
| Number of command points | 1 |

| Actuator | |
|---|--|
| Design of the operating mechanism | Button, flat |
| Manner of function of the actuating element | momentary contact type |
| Product extension optional Light source | Yes |
| Color | <ul style="list-style-type: none"> • of the actuating element red |
| Material of the actuating element | plastic |
| Shape of the actuating element | round |

| | |
|---|--|
| Outer diameter of the actuating element | 29.45 mm |
| Number of contact modules | 1 |
| Front ring | |
| Product component front ring | Yes |
| Design of the front ring | Standard |
| Material of the front ring | Metal, high gloss |
| Color of the front ring | silver |
| Holder | |
| Material of the holder | Metal |
| Display | |
| Number of LED modules | 1 |
| General technical data | |
| Product function | |
| • positive opening | Yes |
| Product component | |
| • Light source | Yes |
| Insulation voltage | |
| • rated value | 320 V |
| Degree of pollution | 3 |
| Type of voltage | |
| • of the operating voltage | AC/DC |
| Surge voltage resistance rated value | 4 kV |
| Protection class IP | IP66, IP67, IP69(IP69K) |
| • of the terminal | IP20 |
| Degree of protection NEMA rating | 1, 2, 3, 3R, 4, 4X, 12, 13 |
| Shock resistance | |
| • acc. to IEC 60068-2-27 | Sinusoidal half-wave 50 g / 11 ms |
| Vibration resistance | |
| • acc. to IEC 60068-2-6 | 10 ... 500 Hz: 5g |
| Operating frequency maximum | 3 600 1/h |
| Mechanical service life (switching cycles) | |
| • typical | 3 000 000 |
| Electrical endurance (switching cycles) | |
| • typical | 10 000 000 |
| Thermal current | 10 A |
| Reference code acc. to DIN EN 81346-2 | S |
| Reference code acc. to DIN EN 61346-2 | S |
| Continuous current of the C characteristic MCB | 10 A; for a short-circuit current smaller than 400 A |
| Continuous current of the quick DIAZED fuse link | 10 A |
| Continuous current of the DIAZED fuse link gG | 10 A |
| Operating voltage | |

- at AC
 - at 50 Hz rated value 5 ... 500 V
 - at 60 Hz rated value 5 ... 500 V
- at DC
 - rated value 5 ... 500 V

Power Electronics

| | |
|----------------------------|--|
| Contact reliability | One maloperation per 100 million (17 V, 5 mA), one maloperation per 10 million (5 V, 1 mA) |
|----------------------------|--|

Supply voltage

| | |
|--|----|
| Type of voltage of the supply voltage | AC |
| <ul style="list-style-type: none"> • of the light source | |
| Supply voltage of the light source at AC | |
| <ul style="list-style-type: none"> • at 50 Hz rated value 230 V • at 60 Hz rated value 230 V | |

Control circuit/ Control

| | |
|---|-----|
| Inrush current of LED module maximum | 3 A |
|---|-----|

Auxiliary circuit

| | |
|---|--------------|
| Design of the contact of auxiliary contacts | Silver alloy |
| Number of NC contacts for auxiliary contacts | 1 |
| Number of NO contacts for auxiliary contacts | 1 |

Connections/ Terminals

| | |
|---|---------------------|
| Type of electrical connection | Screw-type terminal |
| <ul style="list-style-type: none"> • of modules and accessories | |
| Type of connectable conductor cross-sections | |
| <ul style="list-style-type: none"> • solid with core end processing 2x (0.5 ... 0.75 mm²) • solid without core end processing 2x (1.0 ... 1.5 mm²) • finely stranded with core end processing 2x (0.5 ... 1.5 mm²) • finely stranded without core end processing 2x (1,0 ... 1,5 mm²) • at AWG conductors 2x (18 ... 14) | |
| Tightening torque of the screws in the bracket | 1 ... 1.2 N·m |
| Tightening torque | |
| <ul style="list-style-type: none"> • with screw-type terminals 0.8 ... 0.9 N·m | |

Lamp

| | |
|----------------------------------|-------------------|
| Type of light source | LED |
| Color of the light source | red |
| Light intensity | 450 ... 1 120 mcd |

Ambient conditions

| | |
|--|--|
| Ambient temperature | |
| <ul style="list-style-type: none"> • during operation -25 ... +70 °C • during storage -40 ... +80 °C | |

| | |
|---|---|
| Environmental category during operation acc. to IEC 60721 | 3M6, 3S2, 3B2, 3K6 (with relative air humidity of 10 ... 95 %, no condensation in operation permitted for all devices behind front panel) |
|---|---|



Installation/ mounting/ dimensions

| | |
|--|----------------------|
| Mounting type | front panel mounting |
| • of modules and accessories | Front plate mounting |
| Height | 40 mm |
| Width | 30 mm |
| Shape of the installation opening | round |
| Mounting diameter | 22.3 mm |
| Positive tolerance of installation diameter | 0.4 mm |
| Mounting height | 11 mm |
| Installation width | 29.5 mm |
| Installation depth | 71.7 mm |

Certificates/ approvals

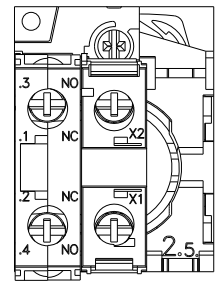
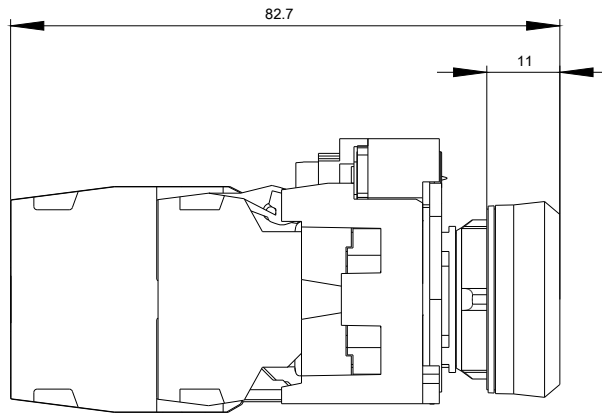
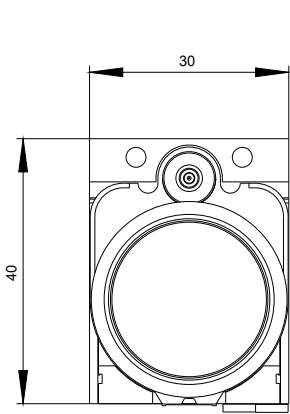
| General Product Approval | | | | Declaration of Conformity | |
|---|---|---|---|---|-------------------------------|
|  |  |  |  |  | Miscellaneous |
| CCC | CSA | UL | | EG-Konf. | |

| Test Certificates | | Marine / Shipping | | | |
|--|--|---|---|---|---|
| Type Test Certificates/Test Report | Special Test Certificate |  |  |  |  |
| | | ABS | LRS | PRS | RINA |

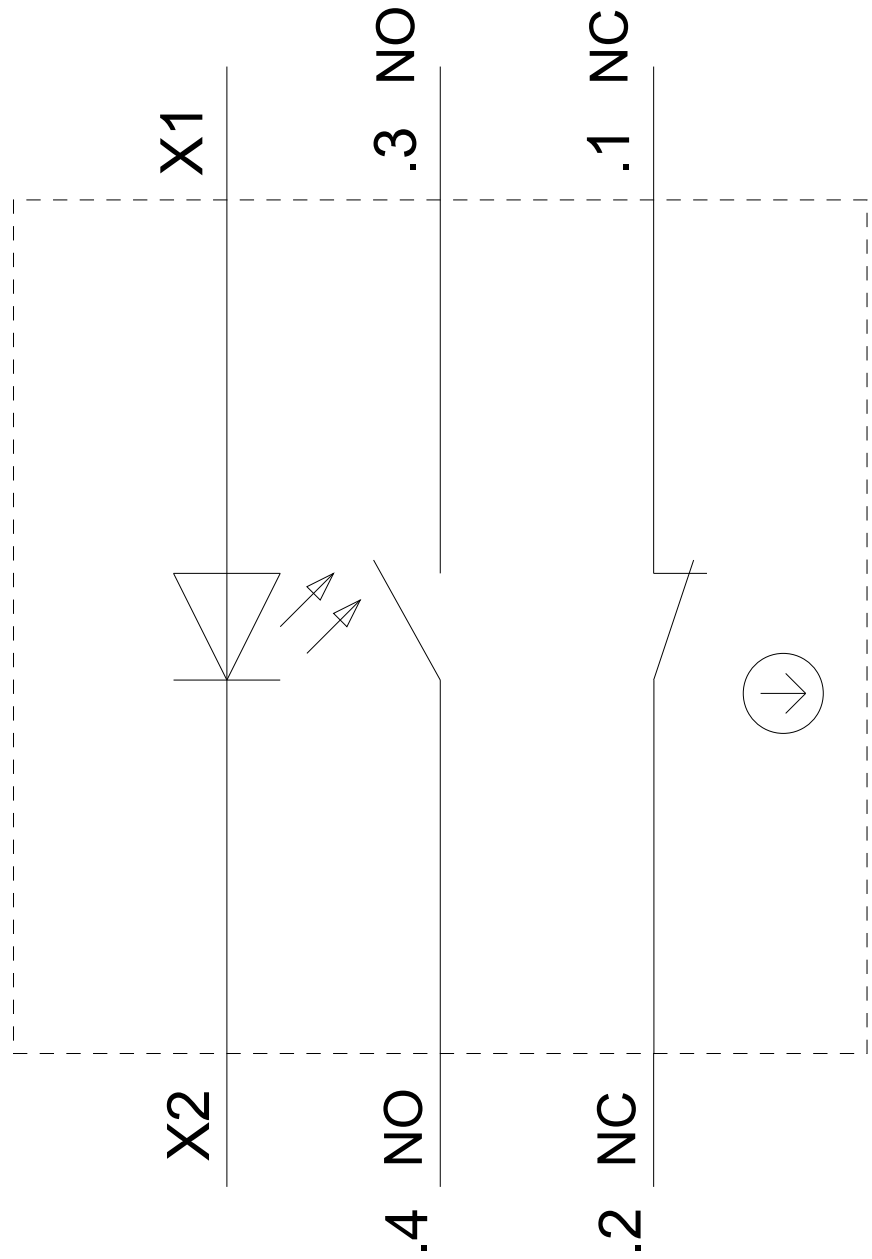
| Marine / Shipping | | other |
|---|---|------------------------------|
|  |  | Confirmation |
| RMRS | DNV-GL DNVGL.COM/AF | |

Further information

- Information- and Downloadcenter (Catalogs, Brochures,...)**
<https://www.siemens.com/ic10>
- Industry Mall (Online ordering system)**
<https://mall.industry.siemens.com/mall/en/en/Catalog/product?mfb=3SU1156-0AB20-1FA0>
- Cax online generator**
<http://support.automation.siemens.com/WW/CAXorder/default.aspx?lang=en&mfb=3SU1156-0AB20-1FA0>
- Service&Support (Manuals, Certificates, Characteristics, FAQs,...)**
<https://support.industry.siemens.com/cs/ww/en/ps/3SU1156-0AB20-1FA0>
- Image database (product images, 2D dimension drawings, 3D models, device circuit diagrams, EPLAN macros, ...)**
http://www.automation.siemens.com/bilddb/cax_de.aspx?mfb=3SU1156-0AB20-1FA0&lang=en



230 V AC
-P



last modified:

03/10/2020