

Illuminated pushbutton, 22 mm, round, metal, shiny, white, pushbutton, flat, momentary contact type, with holder, 1 NO+1 NC, LED module with integrated LED 110 V AC, screw terminal



Product brand name	SIRIUS ACT
Product designation	Illuminated pushbuttons
Design of the product	Complete unit
Product type designation	3SU1
Product line	Metal, shiny, 22 mm
Manufacturer's article number	
<ul style="list-style-type: none"> • 1 of supplied contact module • of supplied LED module • of the supplied holder • of the supplied actuator 	3SU1400-1AA10-1FA0 3SU1401-1BC60-1AA0 3SU1550-0AA10-0AA0 3SU1051-0AB60-0AA0
Number of command points	1

Actuator	
Design of the operating mechanism	Button, flat
Manner of function of the actuating element	momentary contact type
Product extension optional Light source	Yes
Color	
<ul style="list-style-type: none"> • of the actuating element 	white
Material of the actuating element	plastic
Shape of the actuating element	round

Outer diameter of the actuating element	29.45 mm
Number of contact modules	1
Front ring	
Product component front ring	Yes
Design of the front ring	Standard
Material of the front ring	Metal, high gloss
Color of the front ring	silver
Holder	
Material of the holder	Metal
Display	
Number of LED modules	1
General technical data	
Product function	
• positive opening	Yes
Product component	
• Light source	Yes
Insulation voltage	
• rated value	320 V
Degree of pollution	3
Type of voltage	
• of the operating voltage	AC/DC
Surge voltage resistance rated value	4 kV
Protection class IP	IP66, IP67, IP69(IP69K)
• of the terminal	IP20
Degree of protection NEMA rating	1, 2, 3, 3R, 4, 4X, 12, 13
Shock resistance	
• acc. to IEC 60068-2-27	Sinusoidal half-wave 50 g / 11 ms
Vibration resistance	
• acc. to IEC 60068-2-6	10 ... 500 Hz: 5g
Operating frequency maximum	3 600 1/h
Mechanical service life (switching cycles)	
• typical	3 000 000
Electrical endurance (switching cycles)	
• typical	10 000 000
Thermal current	10 A
Reference code acc. to DIN EN 81346-2	S
Reference code acc. to DIN EN 61346-2	S
Continuous current of the C characteristic MCB	10 A; for a short-circuit current smaller than 400 A
Continuous current of the quick DIAZED fuse link	10 A
Continuous current of the DIAZED fuse link gG	10 A
Operating voltage	

- at AC
 - at 50 Hz rated value 5 ... 500 V
 - at 60 Hz rated value 5 ... 500 V
- at DC
 - rated value 5 ... 500 V

Power Electronics

Contact reliability	One maloperation per 100 million (17 V, 5 mA), one maloperation per 10 million (5 V, 1 mA)
----------------------------	--

Supply voltage

Type of voltage of the supply voltage	AC
<ul style="list-style-type: none"> • of the light source 	AC
Supply voltage of the light source at AC	
<ul style="list-style-type: none"> • at 50 Hz rated value 110 V • at 60 Hz rated value 110 V 	

Control circuit/ Control

Inrush current of LED module maximum	3 A
---	-----

Auxiliary circuit

Design of the contact of auxiliary contacts	Silver alloy
Number of NC contacts for auxiliary contacts	1
Number of NO contacts for auxiliary contacts	1

Connections/ Terminals

Type of electrical connection	Screw-type terminal
<ul style="list-style-type: none"> • of modules and accessories 	Screw-type terminal
Type of connectable conductor cross-sections	
<ul style="list-style-type: none"> • solid with core end processing 2x (0.5 ... 0.75 mm²) • solid without core end processing 2x (1.0 ... 1.5 mm²) • finely stranded with core end processing 2x (0.5 ... 1.5 mm²) • finely stranded without core end processing 2x (1,0 ... 1,5 mm²) • at AWG conductors 2x (18 ... 14) 	
Tightening torque of the screws in the bracket	1 ... 1.2 N·m
Tightening torque	
<ul style="list-style-type: none"> • with screw-type terminals 0.8 ... 0.9 N·m 	

Lamp

Type of light source	LED
Color of the light source	white
Light intensity	900 ... 1 400 mcd

Ambient conditions

Ambient temperature	
<ul style="list-style-type: none"> • during operation -25 ... +70 °C • during storage -40 ... +80 °C 	

Environmental category during operation acc. to IEC 60721	3M6, 3S2, 3B2, 3K6 (with relative air humidity of 10 ... 95 %, no condensation in operation permitted for all devices behind front panel)
---	---



Installation/ mounting/ dimensions

Mounting type	front panel mounting
• of modules and accessories	Front plate mounting
Height	40 mm
Width	30 mm
Shape of the installation opening	round
Mounting diameter	22.3 mm
Positive tolerance of installation diameter	0.4 mm
Mounting height	11 mm
Installation width	29.5 mm
Installation depth	71.7 mm

Certificates/ approvals

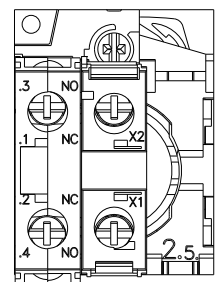
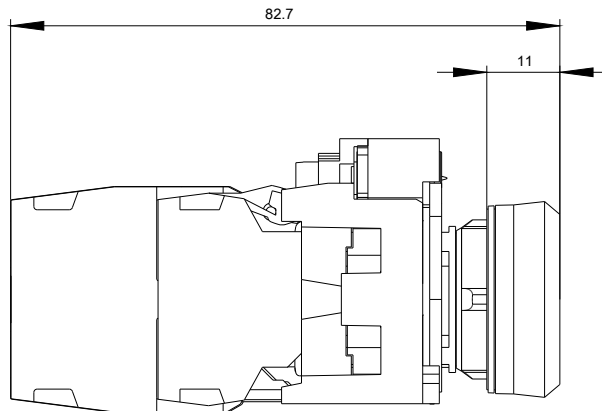
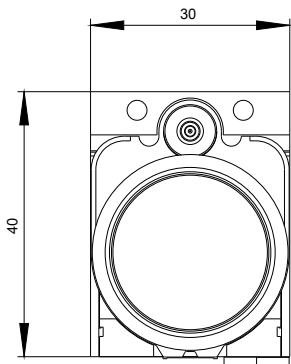
General Product Approval				Declaration of Conformity	
					Miscellaneous
CCC	CSA	UL		EG-Konf.	

Test Certificates		Marine / Shipping			
Type Test Certificates/Test Report	Special Test Certificate				
		ABS	LRS	PRS	RINA

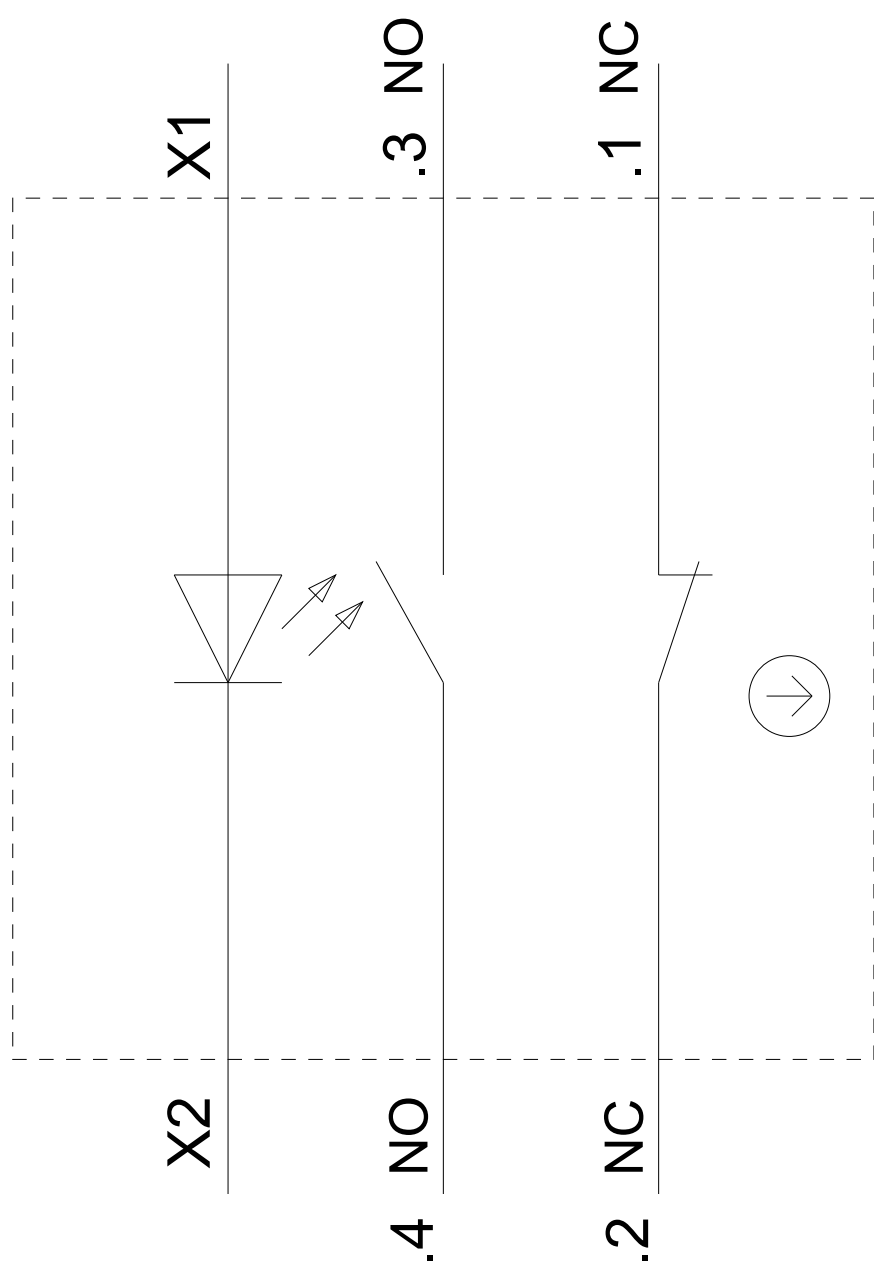
Marine / Shipping		other
		Confirmation
RMRS	DNV-GL DNVGL.COM/AF	

Further information

- Information- and Downloadcenter (Catalogs, Brochures,...)**
<https://www.siemens.com/ic10>
- Industry Mall (Online ordering system)**
<https://mall.industry.siemens.com/mall/en/en/Catalog/product?mfb=3SU1153-0AB60-1FA0>
- Cax online generator**
<http://support.automation.siemens.com/WW/CAXorder/default.aspx?lang=en&mfb=3SU1153-0AB60-1FA0>
- Service&Support (Manuals, Certificates, Characteristics, FAQs,...)**
<https://support.industry.siemens.com/cs/ww/en/ps/3SU1153-0AB60-1FA0>
- Image database (product images, 2D dimension drawings, 3D models, device circuit diagrams, EPLAN macros, ...)**
http://www.automation.siemens.com/bilddb/cax_de.aspx?mfb=3SU1153-0AB60-1FA0&lang=en



110 V AC
-P



last modified:

03/10/2020