

Coordinate switch, 22 mm, round, metal shiny, black, 2 switch positions, horizontal latching, without mechanical interlocking, in O position, with holder, 1 NO, 1 NO, screw terminal,



<b>Product brand name</b>	SIRIUS ACT
<b>Product designation</b>	Coordinate switches
<b>Design of the product</b>	Complete unit
<b>Product type designation</b>	3SU1
<b>Product line</b>	Metal, shiny, 22 mm
<b>Manufacturer's article number</b>	
<ul style="list-style-type: none"> <li>• 1 of supplied contact module</li> <li>• 3 of supplied contact module</li> <li>• of the supplied holder</li> <li>• of the supplied actuator</li> </ul>	<a href="#">3SU1400-1AA10-1BA0</a> <a href="#">3SU1400-1AA10-1BA0</a> <a href="#">3SU1550-0BA10-0AA0</a> <a href="#">3SU1050-7AA88-0AA0</a>

Enclosure	
<b>Shape of the enclosure front</b>	round

Actuator	
<b>Design of the operating mechanism</b>	without mechanical interlock
<b>Manner of function of the actuating element</b>	latching
<b>Direction of actuation</b>	horizontal
<b>Product extension optional Light source</b>	No
<b>Color</b>	

• of the actuating element	black
<b>Material of the actuating element</b>	plastic
<b>Shape of the actuating element</b>	Extended handle
<b>Outer diameter of the actuating element</b>	30.5 mm
<b>Number of contact modules</b>	2
<b>Number of switching positions</b>	2
<b>Maximum deflection angle [°]</b>	30°

#### Front ring

<b>Product component front ring</b>	Yes
<b>Design of the front ring</b>	high
<b>Material of the front ring</b>	Metal, high gloss
<b>Color of the front ring</b>	silver

#### Holder

<b>Material of the holder</b>	Metal
-------------------------------	-------

#### General technical data

<b>Product function</b>	
• positive opening	No
<b>Insulation voltage</b>	
• rated value	500 V
<b>Degree of pollution</b>	3
<b>Type of voltage</b>	
• of the operating voltage	AC/DC
<b>Surge voltage resistance rated value</b>	6 kV
<b>Protection class IP</b>	IP65, IP67
• of the terminal	IP20
<b>Shock resistance</b>	
• acc. to IEC 60068-2-27	Sinusoidal half-wave 50 g / 11 ms
<b>Vibration resistance</b>	
• acc. to IEC 60068-2-6	10 ... 500 Hz: 5g
<b>Operating frequency maximum</b>	3 600 1/h
<b>Mechanical service life (switching cycles)</b>	
• as operating period per direction of actuation typical	100 000
<b>Electrical endurance (switching cycles)</b>	
• typical	10 000 000
<b>Electrical endurance (switching cycles) with contactors 3RT1015 to 3RT1026 typical</b>	10 000 000
<b>Thermal current</b>	10 A
<b>Reference code acc. to DIN EN 81346-2</b>	S
<b>Reference code acc. to DIN EN 61346-2</b>	S
<b>Continuous current of the C characteristic MCB</b>	10 A; for a short-circuit current smaller than 400 A
<b>Continuous current of the quick DIAZED fuse link</b>	10 A

<b>Continuous current of the DIAZED fuse link gG</b>	10 A
<b>Operating voltage</b>	
<ul style="list-style-type: none"> <li>• at AC <ul style="list-style-type: none"> <li>— at 50 Hz rated value</li> <li>— at 60 Hz rated value</li> </ul> </li> <li>• at DC <ul style="list-style-type: none"> <li>— rated value</li> </ul> </li> </ul>	5 ... 500 V 5 ... 500 V 5 ... 500 V

### Power Electronics

<b>Contact reliability</b>	One maloperation per 100 million (17 V, 5 mA), one maloperation per 10 million (5 V, 1 mA)
----------------------------	--

### Auxiliary circuit

<b>Design of the contact of auxiliary contacts</b>	Silver alloy
<b>Number of NC contacts for auxiliary contacts</b>	0
<b>Number of NO contacts for auxiliary contacts</b>	2

### Connections/ Terminals

<b>Type of electrical connection</b>	
<ul style="list-style-type: none"> <li>• of modules and accessories</li> </ul>	Screw-type terminal
<b>Type of connectable conductor cross-sections</b>	
<ul style="list-style-type: none"> <li>• solid with core end processing</li> <li>• solid without core end processing</li> <li>• finely stranded with core end processing</li> <li>• finely stranded without core end processing</li> <li>• at AWG conductors</li> </ul>	2x (0.5 ... 0.75 mm <sup>2</sup> ) 2x (1.0 ... 1.5 mm <sup>2</sup> ) 2x (0.5 ... 1.5 mm <sup>2</sup> ) 2x (1,0 ... 1,5 mm <sup>2</sup> ) 2x (18 ... 14)
<b>Tightening torque of the screws in the bracket</b>	1 ... 1.2 N·m
<b>Tightening torque</b>	
<ul style="list-style-type: none"> <li>• for auxiliary contacts with screw-type terminals</li> </ul>	0.8 ... 1 N·m

### Safety related data

<b>B10 value</b>	
<ul style="list-style-type: none"> <li>• with high demand rate acc. to SN 31920</li> </ul>	100 000
<b>Proportion of dangerous failures</b>	
<ul style="list-style-type: none"> <li>• with low demand rate acc. to SN 31920</li> <li>• with high demand rate acc. to SN 31920</li> </ul>	20 % 20 %
<b>Failure rate [FIT]</b>	
<ul style="list-style-type: none"> <li>• with low demand rate acc. to SN 31920</li> </ul>	100 FIT
<b>T1 value for proof test interval or service life acc. to IEC 61508</b>	20 y

### Ambient conditions

<b>Ambient temperature</b>	
<ul style="list-style-type: none"> <li>• during operation</li> <li>• during storage</li> </ul>	-25 ... +70 °C -40 ... +80 °C

Environmental category during operation acc. to IEC 60721	3M6, 3S2, 3B2, 3C3, 3K6 (with relative air humidity of 10 ... 95 %, no condensation in operation permitted for all devices behind front panel)
---	--

### Installation/ mounting/ dimensions

<b>Mounting type</b>	front panel mounting
• of modules and accessories	Front plate mounting
<b>Height</b>	40 mm
<b>Width</b>	40 mm
<b>Shape of the installation opening</b>	round
<b>Mounting diameter</b>	22.3 mm
<b>Positive tolerance of installation diameter</b>	0.4 mm
<b>Mounting height</b>	71.3 mm
<b>Installation width</b>	30.5 mm
<b>Installation depth</b>	53.7 mm

### Certificates/ approvals

#### General Product Approval

#### Declaration of Conformity



CCC



CSA



UL



EG-Konf.

[Miscellaneous](#)

#### Test Certificates

#### Marine / Shipping

[Type Test Certificates/Test Report](#)

[Special Test Certificate](#)



ABS



LRS



PRS



RINA

#### Marine / Shipping

#### other



RMRS



DNVGL.COM/AF

[Confirmation](#)

### Further information

**Information- and Downloadcenter (Catalogs, Brochures,...)**

<https://www.siemens.com/ic10>

**Industry Mall (Online ordering system)**

<https://mall.industry.siemens.com/mall/en/en/Catalog/product?mfb=3SU1150-7AA88-1NA0>

**Cax online generator**

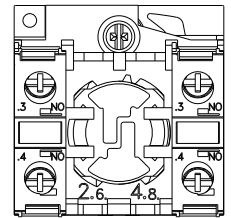
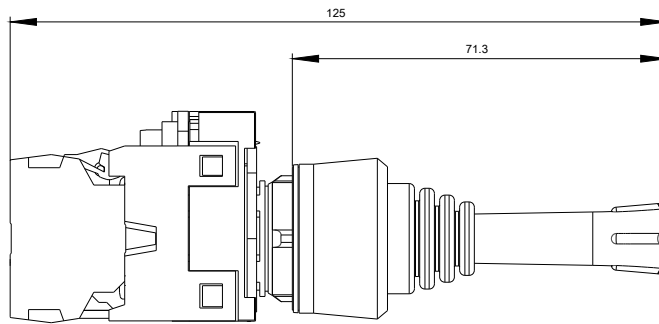
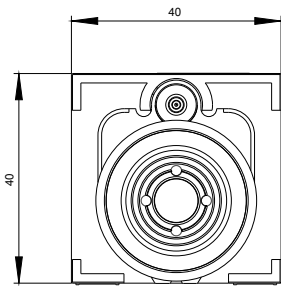
<http://support.automation.siemens.com/WW/CAXorder/default.aspx?lang=en&mfb=3SU1150-7AA88-1NA0>

**Service&Support (Manuals, Certificates, Characteristics, FAQs,...)**

<https://support.industry.siemens.com/cs/ww/en/ps/3SU1150-7AA88-1NA0>

**Image database (product images, 2D dimension drawings, 3D models, device circuit diagrams, EPLAN macros, ...)**

[http://www.automation.siemens.com/bilddb/cax\\_de.aspx?mfb=3SU1150-7AA88-1NA0&lang=en](http://www.automation.siemens.com/bilddb/cax_de.aspx?mfb=3SU1150-7AA88-1NA0&lang=en)





last modified:

02/18/2020