

RONIS key-operated switch, 22 mm, round, plastic with metal front ring, lock number SB30, with 2 keys, 2 switch positions O-I, latching, actuating angle 90°, 10:30h/13:30h, key removal O+I, with holder, 1 NO, Spring-type terminal



Product brand name	SIRIUS ACT
Product designation	Key-operated switches
Design of the product	Complete unit
Product type designation	3SU1
Product line	Plastic with metal front ring, matt, 22 mm
Manufacturer's article number	
<ul style="list-style-type: none"> <li>• of included key</li> <li>• of supplied contact module</li> <li>• 1 of supplied contact module</li> <li>• of the supplied holder</li> <li>• of the supplied actuator</li> </ul>	<ul style="list-style-type: none"> <li><a href="#">3SU1950-0FB80-0AA0</a></li> <li><a href="#">3SU1400-1AA10-3BA0</a></li> <li><a href="#">3SU1400-1AA10-3BA0</a></li> <li><a href="#">3SU1500-0AA10-0AA0</a></li> <li><a href="#">3SU1030-4BF11-0AA0</a></li> </ul>

### Enclosure

Shape of the enclosure front	round
Number of command points	1

### Actuator

Manner of function of the actuating element	latching, 90° (10:30 h/13:30 h)
Product extension optional Light source	No
Color	

• of the actuating element	silver
<b>Material of the actuating element</b>	metal
<b>Shape of the actuating element</b>	Key
<b>Outer diameter of the actuating element</b>	29.5 mm
<b>Number of contact modules</b>	1
<b>Number of switching positions</b>	2
<b>Switch position for key distraction</b>	O+I
<b>Actuating angle</b>	
• clockwise	90°
<b>Lock make</b>	RONIS
<b>Key number</b>	SB30

<b>Front ring</b>	
<b>Product component front ring</b>	Yes
<b>Design of the front ring</b>	Standard
<b>Material of the front ring</b>	Metal, matt
<b>Color of the front ring</b>	sand gray

<b>Holder</b>	
<b>Material of the holder</b>	Plastic

<b>General technical data</b>	
<b>Product function</b>	
• positive opening	No
<b>Product component</b>	
• Light source	No
<b>Insulation voltage</b>	
• rated value	500 V
<b>Degree of pollution</b>	3
<b>Type of voltage</b>	
• of the operating voltage	AC/DC
<b>Surge voltage resistance rated value</b>	6 kV
<b>Protection class IP</b>	IP66, IP67, IP69(IP69K)
• of the terminal	IP20
<b>Degree of protection NEMA rating</b>	1, 2, 3, 3R, 4, 4X, 12, 13
<b>Shock resistance</b>	
• acc. to IEC 60068-2-27	Sinusoidal half-wave 50 g / 11 ms
• for railway applications acc. to DIN EN 61373	Category 1, Class B
<b>Vibration resistance</b>	
• acc. to IEC 60068-2-6	10 ... 500 Hz: 5g
• for railway applications acc. to DIN EN 61373	Category 1, Class B
<b>Operating frequency maximum</b>	1 800 1/h
<b>Mechanical service life (switching cycles)</b>	
• typical	300 000

<b>Electrical endurance (switching cycles)</b>	
• typical	10 000 000
<b>Thermal current</b>	10 A
<b>Reference code acc. to DIN EN 81346-2</b>	S
<b>Reference code acc. to DIN EN 61346-2</b>	S
<b>Continuous current of the C characteristic MCB</b>	10 A; for a short-circuit current smaller than 400 A
<b>Continuous current of the quick DIAZED fuse link</b>	10 A
<b>Continuous current of the DIAZED fuse link gG</b>	10 A
<b>Operating voltage</b>	
• at AC	
— at 50 Hz rated value	5 ... 500 V
— at 60 Hz rated value	5 ... 500 V
• at DC	
— rated value	5 ... 500 V

### Power Electronics

<b>Contact reliability</b>	One maloperation per 100 million (17 V, 5 mA), one maloperation per 10 million (5 V, 1 mA)
----------------------------	--

### Auxiliary circuit

<b>Design of the contact of auxiliary contacts</b>	Silver alloy
<b>Number of NC contacts for auxiliary contacts</b>	0
<b>Number of NO contacts for auxiliary contacts</b>	1

### Connections/ Terminals

<b>Type of electrical connection</b>	
• of modules and accessories	Spring-type terminal
<b>Type of connectable conductor cross-sections</b>	
• solid without core end processing	2x (0.25 ... 1.5 mm <sup>2</sup> )
• finely stranded with core end processing	2x (0.25 ... 0.75 mm <sup>2</sup> )
• finely stranded without core end processing	2x (0.25 ... 1.5 mm <sup>2</sup> )
• at AWG conductors	2x (24 ... 16)
<b>Tightening torque of the screws in the bracket</b>	1 ... 1.2 N·m

### Ambient conditions

<b>Ambient temperature</b>	
• during operation	-25 ... +70 °C
• during storage	-40 ... +80 °C
<b>Environmental category during operation acc. to IEC 60721</b>	3M6, 3S2, 3B2, 3C3, 3K6 (with relative air humidity of 10 ... 95 %, no condensation in operation permitted for all devices behind front panel)

### Installation/ mounting/ dimensions

<b>Mounting type</b>	
• of modules and accessories	Front plate mounting
<b>Height</b>	40 mm

Width	30 mm
Shape of the installation opening	round
Mounting diameter	22.3 mm
Positive tolerance of installation diameter	0.4 mm
Mounting height	49.4 mm
Installation width	29.5 mm
Installation depth	49.7 mm

### Certificates/ approvals

General Product Approval	Declaration of Conformity
--------------------------	---------------------------



CCC



CSA



UL



EG-Konf.

[Miscellaneous](#)

Test Certificates	Marine / Shipping
-------------------	-------------------

[Special Test Certificate](#)

[Type Test Certificates/Test Report](#)



ABS



LRS



PRS



RINA

Marine / Shipping	other
-------------------	-------



RMRS



DNVGL.COM/AF

[Confirmation](#)

### Further information

**Information- and Downloadcenter (Catalogs, Brochures,...)**

<https://www.siemens.com/ic10>

**Industry Mall (Online ordering system)**

<https://mall.industry.siemens.com/mall/en/en/Catalog/product?mfb=3SU1130-4BF11-3BA0>

**Cax online generator**

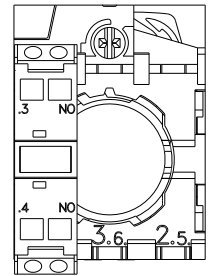
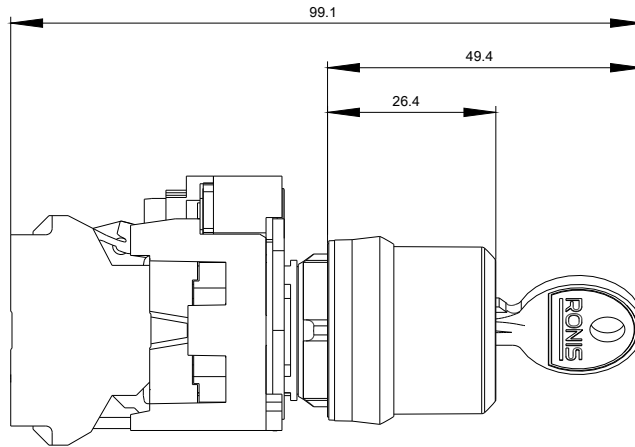
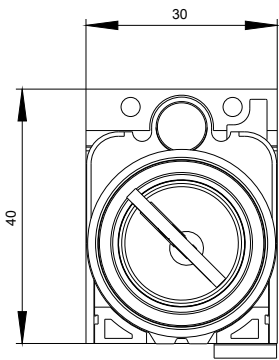
<http://support.automation.siemens.com/WW/CAXorder/default.aspx?lang=en&mfb=3SU1130-4BF11-3BA0>

**Service&Support (Manuals, Certificates, Characteristics, FAQs,...)**

<https://support.industry.siemens.com/cs/ww/en/ps/3SU1130-4BF11-3BA0>

**Image database (product images, 2D dimension drawings, 3D models, device circuit diagrams, EPLAN macros, ...)**

[http://www.automation.siemens.com/bilddb/cax\\_de.aspx?mfb=3SU1130-4BF11-3BA0&lang=en](http://www.automation.siemens.com/bilddb/cax_de.aspx?mfb=3SU1130-4BF11-3BA0&lang=en)





last modified:

03/06/2020