

RONIS key-operated switch, 22 mm, round, plastic with metal front ring, lock number SB30, with 2 keys, 2 switch positions O-I, latching, actuating angle 90°, 10:30h/13:30h, key removal O+I, with holder, 1 NO, screw terminal



| | |
|---|--|
| Product brand name | SIRIUS ACT |
| Product designation | Key-operated switches |
| Design of the product | Complete unit |
| Product type designation | 3SU1 |
| Product line | Plastic with metal front ring, matt, 22 mm |
| Manufacturer's article number | |
| <ul style="list-style-type: none"> • of included key • of supplied contact module • 1 of supplied contact module • of the supplied holder • of the supplied actuator | <ul style="list-style-type: none"> 3SU1950-0FB80-0AA0 3SU1400-1AA10-1BA0 3SU1400-1AA10-1BA0 3SU1500-0AA10-0AA0 3SU1030-4BF11-0AA0 |

| Enclosure | |
|-------------------------------------|-------|
| Shape of the enclosure front | round |
| Number of command points | 1 |

| Actuator | |
|--|---------------------------------|
| Manner of function of the actuating element | latching, 90° (10:30 h/13:30 h) |
| Product extension optional Light source | No |
| Color | |

| | |
|--|---------|
| • of the actuating element | silver |
| Material of the actuating element | metal |
| Shape of the actuating element | Key |
| Outer diameter of the actuating element | 29.5 mm |
| Number of contact modules | 1 |
| Number of switching positions | 2 |
| Switch position for key distraction | O+I |
| Actuating angle | |
| • clockwise | 90° |
| Lock make | RONIS |
| Key number | SB30 |

| | |
|-------------------------------------|-------------|
| Front ring | |
| Product component front ring | Yes |
| Design of the front ring | Standard |
| Material of the front ring | Metal, matt |
| Color of the front ring | sand gray |

| | |
|-------------------------------|---------|
| Holder | |
| Material of the holder | Plastic |

| | |
|---|-----------------------------------|
| General technical data | |
| Product function | |
| • positive opening | No |
| Product component | |
| • Light source | No |
| Insulation voltage | |
| • rated value | 500 V |
| Degree of pollution | 3 |
| Type of voltage | |
| • of the operating voltage | AC/DC |
| Surge voltage resistance rated value | 6 kV |
| Protection class IP | IP66, IP67, IP69(IP69K) |
| • of the terminal | IP20 |
| Degree of protection NEMA rating | 1, 2, 3, 3R, 4, 4X, 12, 13 |
| Shock resistance | |
| • acc. to IEC 60068-2-27 | Sinusoidal half-wave 50 g / 11 ms |
| • for railway applications acc. to DIN EN 61373 | Category 1, Class B |
| Vibration resistance | |
| • acc. to IEC 60068-2-6 | 10 ... 500 Hz: 5g |
| • for railway applications acc. to DIN EN 61373 | Category 1, Class B |
| Operating frequency maximum | 1 800 1/h |
| Mechanical service life (switching cycles) | |
| • typical | 300 000 |

| | |
|---|--|
| Electrical endurance (switching cycles) | |
| • typical | 10 000 000 |
| Thermal current | 10 A |
| Reference code acc. to DIN EN 81346-2 | S |
| Reference code acc. to DIN EN 61346-2 | S |
| Continuous current of the C characteristic MCB | 10 A; for a short-circuit current smaller than 400 A |
| Continuous current of the quick DIAZED fuse link | 10 A |
| Continuous current of the DIAZED fuse link gG | 10 A |
| Operating voltage | |
| • at AC | |
| — at 50 Hz rated value | 5 ... 500 V |
| — at 60 Hz rated value | 5 ... 500 V |
| • at DC | |
| — rated value | 5 ... 500 V |

Power Electronics

| | |
|----------------------------|--|
| Contact reliability | One maloperation per 100 million (17 V, 5 mA), one maloperation per 10 million (5 V, 1 mA) |
|----------------------------|--|

Auxiliary circuit

| | |
|---|--------------|
| Design of the contact of auxiliary contacts | Silver alloy |
| Number of NC contacts for auxiliary contacts | 0 |
| Number of NO contacts for auxiliary contacts | 1 |

Connections/ Terminals

| | |
|---|------------------------------------|
| Type of electrical connection | |
| • of modules and accessories | Screw-type terminal |
| Type of connectable conductor cross-sections | |
| • solid with core end processing | 2x (0.5 ... 0.75 mm ²) |
| • solid without core end processing | 2x (1.0 ... 1.5 mm ²) |
| • finely stranded with core end processing | 2x (0.5 ... 1.5 mm ²) |
| • finely stranded without core end processing | 2x (1,0 ... 1,5 mm ²) |
| • at AWG conductors | 2x (18 ... 14) |
| Tightening torque of the screws in the bracket | 1 ... 1.2 N·m |
| Tightening torque | |
| • for auxiliary contacts with screw-type terminals | 0.8 ... 0.9 N·m |

Ambient conditions

| | |
|---|--|
| Ambient temperature | |
| • during operation | -25 ... +70 °C |
| • during storage | -40 ... +80 °C |
| Environmental category during operation acc. to IEC 60721 | 3M6, 3S2, 3B2, 3C3, 3K6 (with relative air humidity of 10 ... 95 %, no condensation in operation permitted for all devices behind front panel) |

Installation/ mounting/ dimensions



| | |
|--|----------------------|
| Mounting type | Front plate mounting |
| • of modules and accessories | |
| Height | 40 mm |
| Width | 30 mm |
| Shape of the installation opening | round |
| Mounting diameter | 22.3 mm |
| Positive tolerance of installation diameter | 0.4 mm |
| Mounting height | 49.4 mm |
| Installation width | 29.5 mm |
| Installation depth | 49.7 mm |

Certificates/ approvals

| | |
|--|--|
| General Product Approval | Declaration of Conformity |
|  CCC  CSA  UL |  EAC  CE EG-Konf. |

[Miscellaneous](#)

| | |
|--|---|
| Test Certificates | Marine / Shipping |
| Special Test Certificate Type Test Certificates/Test Report |  ABS  LRS  PRS  RINA |

| | |
|---|------------------------------|
| Marine / Shipping | other |
|  RMRS  DNV-GL <small>DNVGL.COM/AF</small> | Confirmation |

Further information

Information- and Downloadcenter (Catalogs, Brochures,...)

<https://www.siemens.com/ic10>

Industry Mall (Online ordering system)

<https://mall.industry.siemens.com/mall/en/en/Catalog/product?mlfb=3SU1130-4BF11-1BA0>

Cax online generator

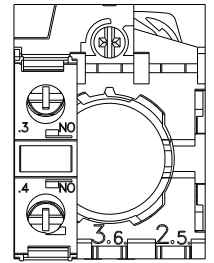
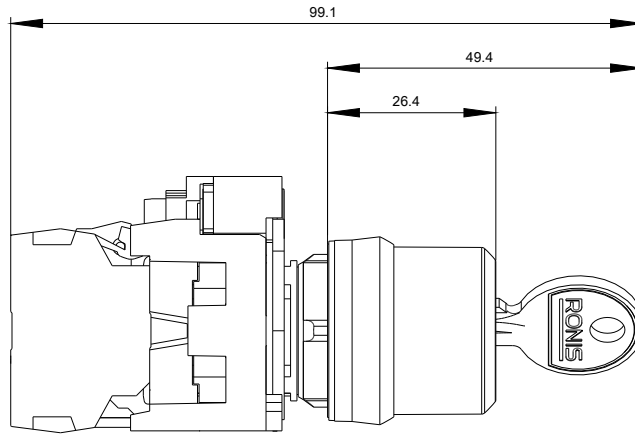
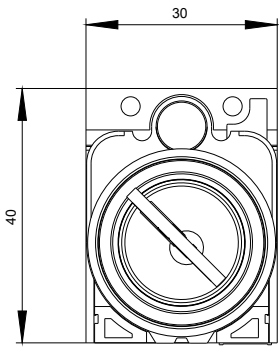
<http://support.automation.siemens.com/WW/CAXorder/default.aspx?lang=en&mlfb=3SU1130-4BF11-1BA0>

Service&Support (Manuals, Certificates, Characteristics, FAQs,...)

<https://support.industry.siemens.com/cs/ww/en/ps/3SU1130-4BF11-1BA0>

Image database (product images, 2D dimension drawings, 3D models, device circuit diagrams, EPLAN macros, ...)

http://www.automation.siemens.com/bilddb/cax_de.aspx?mlfb=3SU1130-4BF11-1BA0&lang=en





last modified:

03/06/2020