

Illuminated pushbutton, 22 mm, round, plastic, white, pushbutton, flat, momentary contact type, with holder, 1 NO+1 NC, LED module with integrated LED 230 V AC, Spring-type terminal



Product brand name	SIRIUS ACT
Product designation	Illuminated pushbuttons
Design of the product	Complete unit
Product type designation	3SU1
Product line	Plastic, black, 22 mm
Manufacturer's article number	<ul style="list-style-type: none"> <li>• 1 of supplied contact module <a href="#">3SU1400-1AA10-3FA0</a></li> <li>• of supplied LED module <a href="#">3SU1401-1BF60-3AA0</a></li> <li>• of the supplied holder <a href="#">3SU1500-0AA10-0AA0</a></li> <li>• of the supplied actuator <a href="#">3SU1001-0AB60-0AA0</a></li> </ul>
Number of command points	1

Actuator	
Design of the operating mechanism	Button, flat
Manner of function of the actuating element	momentary contact type
Product extension optional Light source	Yes
Color	
• of the actuating element	white
Material of the actuating element	plastic
Shape of the actuating element	round

Outer diameter of the actuating element	29.45 mm
Number of contact modules	1
<b>Front ring</b>	
Product component front ring	Yes
Design of the front ring	Standard
Material of the front ring	plastic
Color of the front ring	black
<b>Holder</b>	
Material of the holder	Plastic
<b>Display</b>	
Number of LED modules	1
<b>General technical data</b>	
<b>Product function</b>	
• positive opening	Yes
<b>Product component</b>	
• Light source	Yes
<b>Insulation voltage</b>	
• rated value	320 V
<b>Degree of pollution</b>	3
<b>Type of voltage</b>	
• of the operating voltage	AC/DC
<b>Surge voltage resistance rated value</b>	4 kV
<b>Protection class IP</b>	IP66, IP67, IP69(IP69K)
• of the terminal	IP20
<b>Degree of protection NEMA rating</b>	1, 2, 3, 3R, 4, 4X, 12, 13
<b>Shock resistance</b>	
• acc. to IEC 60068-2-27	Sinusoidal half-wave 50 g / 11 ms
• for railway applications acc. to DIN EN 61373	Category 1, Class B
<b>Vibration resistance</b>	
• acc. to IEC 60068-2-6	10 ... 500 Hz: 5g
• for railway applications acc. to DIN EN 61373	Category 1, Class B
<b>Operating frequency maximum</b>	3 600 1/h
<b>Mechanical service life (switching cycles)</b>	
• typical	3 000 000
<b>Electrical endurance (switching cycles)</b>	
• typical	10 000 000
<b>Thermal current</b>	10 A
<b>Reference code acc. to DIN EN 81346-2</b>	S
<b>Reference code acc. to DIN EN 61346-2</b>	S
<b>Continuous current of the C characteristic MCB</b>	10 A; for a short-circuit current smaller than 400 A
<b>Continuous current of the quick DIAZED fuse link</b>	10 A

<b>Continuous current of the DIAZED fuse link gG</b>	10 A
<b>Operating voltage</b>	
<ul style="list-style-type: none"> <li>• at AC <ul style="list-style-type: none"> <li>— at 50 Hz rated value</li> <li>— at 60 Hz rated value</li> </ul> </li> <li>• at DC <ul style="list-style-type: none"> <li>— rated value</li> </ul> </li> </ul>	5 ... 500 V 5 ... 500 V 5 ... 500 V

<b>Power Electronics</b>	
<b>Contact reliability</b>	One maloperation per 100 million (17 V, 5 mA), one maloperation per 10 million (5 V, 1 mA)

<b>Supply voltage</b>	
<b>Type of voltage of the supply voltage</b>	
<ul style="list-style-type: none"> <li>• of the light source</li> </ul>	AC
<b>Supply voltage of the light source at AC</b>	
<ul style="list-style-type: none"> <li>• at 50 Hz rated value</li> <li>• at 60 Hz rated value</li> </ul>	230 V 230 V

<b>Control circuit/ Control</b>	
<b>Inrush current of LED module maximum</b>	3 A

<b>Auxiliary circuit</b>	
<b>Design of the contact of auxiliary contacts</b>	Silver alloy
<b>Number of NC contacts for auxiliary contacts</b>	1
<b>Number of NO contacts for auxiliary contacts</b>	1

<b>Connections/ Terminals</b>	
<b>Type of electrical connection</b>	
<ul style="list-style-type: none"> <li>• of modules and accessories</li> </ul>	Spring-type terminal
<b>Type of connectable conductor cross-sections</b>	
<ul style="list-style-type: none"> <li>• solid without core end processing</li> <li>• finely stranded with core end processing</li> <li>• finely stranded without core end processing</li> <li>• at AWG conductors</li> </ul>	2x (0.25 ... 1.5 mm <sup>2</sup> ) 2x (0.25 ... 0.75 mm <sup>2</sup> ) 2x (0.25 ... 1.5 mm <sup>2</sup> ) 2x (24 ... 16)
<b>Tightening torque of the screws in the bracket</b>	1 ... 1.2 N·m

<b>Lamp</b>	
<b>Type of light source</b>	LED
<b>Color of the light source</b>	white
<b>Light intensity</b>	900 ... 1 400 mcd

<b>Ambient conditions</b>	
<b>Ambient temperature</b>	
<ul style="list-style-type: none"> <li>• during operation</li> <li>• during storage</li> </ul>	-25 ... +70 °C -40 ... +80 °C

Environmental category during operation acc. to IEC 60721	3M6, 3S2, 3B2, 3K6 (with relative air humidity of 10 ... 95 %, no condensation in operation permitted for all devices behind front panel)
---	---



### Installation/ mounting/ dimensions

<b>Mounting type</b>	front panel mounting
• of modules and accessories	Front plate mounting
<b>Height</b>	40 mm
<b>Width</b>	30 mm
<b>Shape of the installation opening</b>	round
<b>Mounting diameter</b>	22.3 mm
<b>Positive tolerance of installation diameter</b>	0.4 mm
<b>Mounting height</b>	11 mm
<b>Installation width</b>	29.5 mm
<b>Installation depth</b>	71.7 mm

### Certificates/ approvals

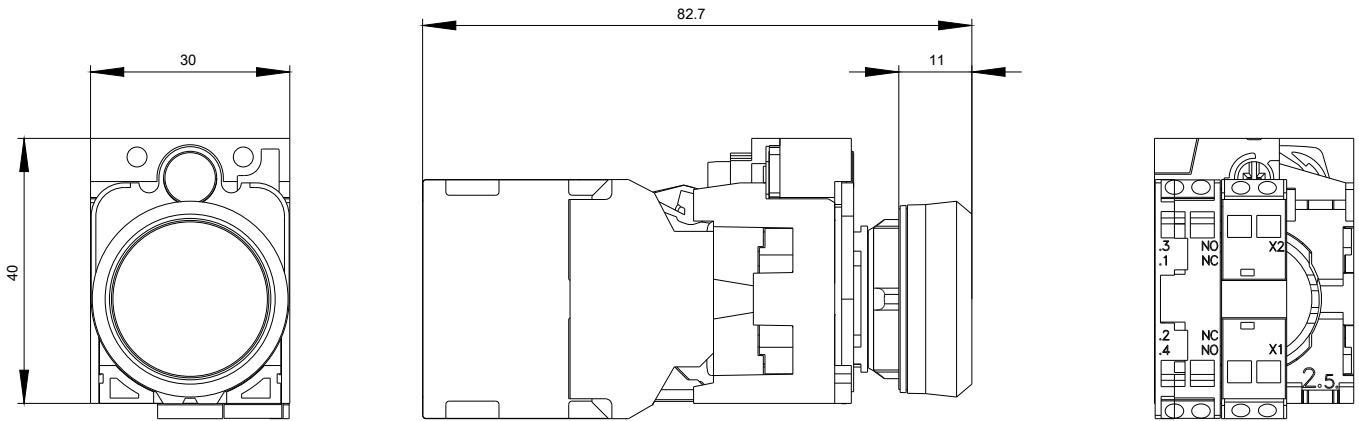
General Product Approval				Declaration of Conformity	
					<a href="#">Miscellaneous</a>
CCC	CSA	UL		EG-Konf.	

Test Certificates		Marine / Shipping			
<a href="#">Type Test Certificates/Test Report</a>	<a href="#">Special Test Certificate</a>				
		ABS	LRS	PRS	RINA

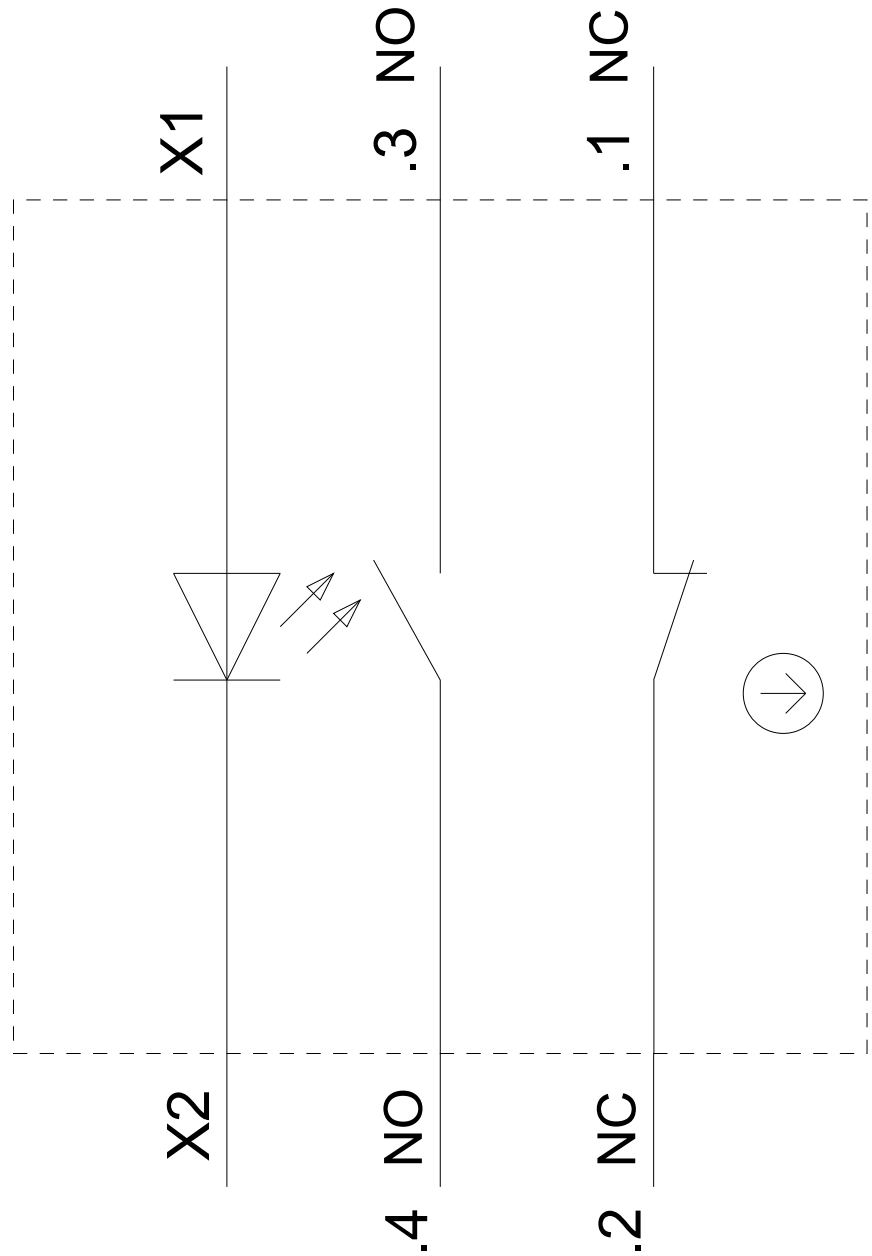
Marine / Shipping		other
		<a href="#">Confirmation</a>
RMRS	DNV-GL DNVGL.COM/AF	

### Further information

- Information- and Downloadcenter (Catalogs, Brochures,...)**  
<https://www.siemens.com/ic10>
- Industry Mall (Online ordering system)**  
<https://mall.industry.siemens.com/mall/en/en/Catalog/product?mfb=3SU1106-0AB60-3FA0>
- Cax online generator**  
<http://support.automation.siemens.com/WW/CAXorder/default.aspx?lang=en&mfb=3SU1106-0AB60-3FA0>
- Service&Support (Manuals, Certificates, Characteristics, FAQs,...)**  
<https://support.industry.siemens.com/cs/ww/en/ps/3SU1106-0AB60-3FA0>
- Image database (product images, 2D dimension drawings, 3D models, device circuit diagrams, EPLAN macros, ...)**  
[http://www.automation.siemens.com/bilddb/cax\\_de.aspx?mfb=3SU1106-0AB60-3FA0&lang=en](http://www.automation.siemens.com/bilddb/cax_de.aspx?mfb=3SU1106-0AB60-3FA0&lang=en)



230 V AC  
-P



last modified:

03/10/2020