

EMERGENCY STOP mushroom pushbutton, 22 mm, round, plastic, red, 40 mm, with CES lock, lock No. SSP9, positive latching, acc. to EN ISO 13850, key-operated release



Product brand name	SIRIUS ACT
Product designation	EMERGENCY STOP mushroom pushbuttons
Design of the product	Actuating/signaling element
Product type designation	3SU1
Product line	Plastic, black, 22 mm

Enclosure	
Number of command points	1

Actuator	
Design of the operating mechanism	positive latching
Manner of function of the actuating element	latching
Product extension optional Light source	No
Color	
• of the actuating element	red
Material of the actuating element	plastic
Shape of the actuating element	round
Outer diameter of the actuating element	40 mm
Type of unlocking device	Unlocking
Number of switching positions	2
Switch position for key distraction	O



Lock make	CES
Key number	SSP9
<b>Front ring</b>	
Product component front ring	No
<b>General technical data</b>	
<b>Product function</b>	
• positive opening	Yes
• EMERGENCY OFF function	Yes
• EMERGENCY STOP function	Yes
<b>Protection class IP</b>	IP66, IP67, IP69(IP69K)
<b>Degree of protection NEMA rating</b>	1, 2, 3, 3R, 4, 4X, 12, 13
<b>Shock resistance</b>	
• acc. to IEC 60068-2-27	Sinusoidal half-wave 50 g / 11 ms
• for railway applications acc. to DIN EN 61373	Category 1, Class B
<b>Vibration resistance</b>	
• acc. to IEC 60068-2-6	10 ... 500 Hz: 5g
• for railway applications acc. to DIN EN 61373	Category 1, Class B
<b>Operating frequency maximum</b>	600 1/h
<b>Mechanical service life (switching cycles)</b>	
• typical	300 000
<b>Reference code acc. to DIN EN 81346-2</b>	S
<b>Reference code acc. to DIN EN 61346-2</b>	S
<b>Safety related data</b>	
<b>B10 value</b>	
• with high demand rate acc. to SN 31920	100 000
<b>Proportion of dangerous failures</b>	
• with low demand rate acc. to SN 31920	20 %
• with high demand rate acc. to SN 31920	20 %
<b>Failure rate [FIT]</b>	
• with low demand rate acc. to SN 31920	100 FIT
<b>T1 value for proof test interval or service life acc. to IEC 61508</b>	20 y
<b>Ambient conditions</b>	
<b>Ambient temperature</b>	
• during operation	-25 ... +70 °C
• during storage	-40 ... +80 °C
Environmental category during operation acc. to IEC 60721	3M6, 3S2, 3B2, 3C3, 3K6 (with relative air humidity of 10 ... 95 %)
<b>Installation/ mounting/ dimensions</b>	
<b>Shape of the installation opening</b>	round
<b>Mounting diameter</b>	22.3 mm

Positive tolerance of installation diameter	0.4 mm
Mounting height	84.5 mm
Installation width	40 mm
Installation depth	26.3 mm

### Certificates/ approvals

General Product Approval	Declaration of Conformity
 CSA  UL  VDE  EAC	 EG-Konf. <a href="#">Miscellaneous</a>

Test Certificates	Marine / Shipping
<a href="#">Special Test Certificate</a> <a href="#">Type Test Certificates/Test Report</a>	 ABS  LRS  PRS  RINA

Marine / Shipping	other
 RMRS  DNV-GL <small>DNVGL.COM/AF</small>	<a href="#">Confirmation</a>

### Further information

**Information- and Downloadcenter (Catalogs, Brochures,...)**

<https://www.siemens.com/ic10>

**Industry Mall (Online ordering system)**

<https://mall.industry.siemens.com/mall/en/en/Catalog/product?mlfb=3SU1000-1HS20-0AA0>

**Cax online generator**

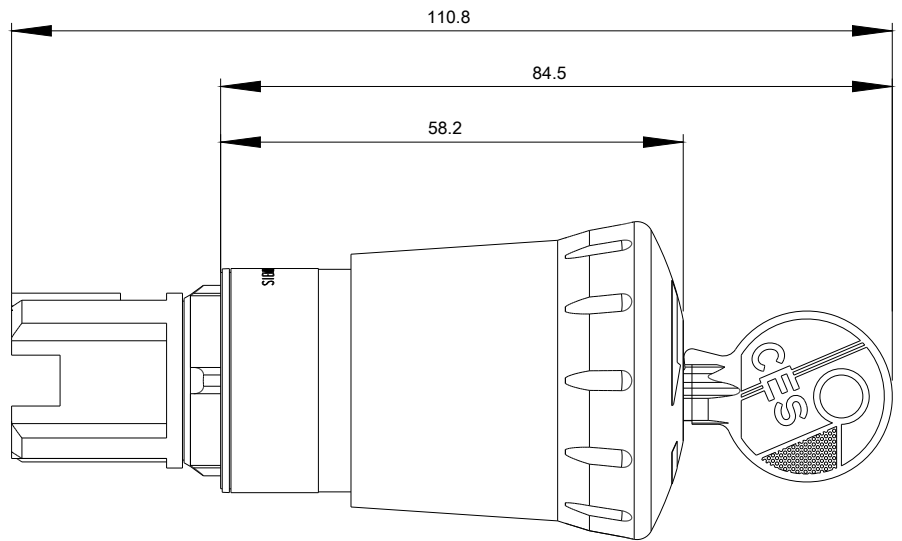

<http://support.automation.siemens.com/WW/CAXorder/default.aspx?lang=en&mlfb=3SU1000-1HS20-0AA0>

**Service&Support (Manuals, Certificates, Characteristics, FAQs,...)**

<https://support.industry.siemens.com/cs/ww/en/ps/3SU1000-1HS20-0AA0>

**Image database (product images, 2D dimension drawings, 3D models, device circuit diagrams, EPLAN macros, ...)**

[http://www.automation.siemens.com/bilddb/cax\\_de.aspx?mlfb=3SU1000-1HS20-0AA0&lang=en](http://www.automation.siemens.com/bilddb/cax_de.aspx?mlfb=3SU1000-1HS20-0AA0&lang=en)



last modified:

02/22/2020